



The Resurrection

*A Chronological Study of the events from the Last Supper to the
Ascension of Jesus*

Teaching Grapevine Lessons

Before Class

Lesson Preparation: Nothing can replace the time a teacher spends in prayer with our Master Teacher, the Lord God Almighty. We also recommend you read the Scriptures and lesson notes before class.



Supplies: Supplies needed for teaching:

- Bible
- Dry erase board or chalk board
- Dry erase markers or chalk
- Colored pencils
- Lesson pages for each student
- Bible Dictionary



Teaching the Lessons

Teacher Notes: The teacher notes, in green, explain the important information that will need to be covered in that section of the lesson. These notes will also be helpful for substitute teachers and can even be read to the students if needed.

Stick Figuring: As or after the Scripture is read, the teacher will stick figure that portion of Scripture onto the board. While students are drawing teachers can discuss that portion of Scripture. Students can either draw what the teacher has drawn or draw their own interpretation of the Scripture section. We encourage colors and creativity. Some students may opt to take notes in this section.

Review Questions and Answers: This section gives teachers the questions and answers for the lesson review. These questions cover who, what, when, where, why, and the how of the lesson. Notice that the last question is the application question for the lesson. The answer to this question will depend upon what the Lord has led the teacher to emphasize in the lesson - answers may vary. Teachers may also want to add their own questions as they feel led.



THE LAST SUPPER



Passover Preparations

Read aloud: [Luke 22:7-8](#)

Discuss the Passover Preparations: *As Jesus and his disciples entered into Jerusalem, Jesus gave his disciples instructions to go and prepare for the Passover meal. The disciples went and found the things they needed for the meal.*


Draw and have students draw: *A disciple carrying a bag.*

The Last Supper


Read aloud [Matt. 26:20](#)

Discuss The Last Supper: *After preparations were made for the meal, Jesus and the disciples gathered for the last meal they would share together before the crucifixion.*

Draw and have students draw: *A table with a plate of bread, a lamb bone, and a bowl of bitter herbs.*



Completed Student Page



Look up the following words in a Bible Dictionary for this lesson.

Passover (Luke 22:7)

blessed (Matt. 26:26)

New Covenant (Matt. 26:28)



Jesus Washed Feet

Read aloud **John 13:4-5**


Discuss Jesus Washed Feet: **Before the meal began Jesus took a towel and began to wash the disciples' feet.**

Draw and have students draw: **Jesus with a towel and bowl.**

The Bread and the Cup

Read aloud **Matt. 26:26-28**

Discuss The Bread and the Cup: **Jesus then took the bread and blessed it before He broke it gave it to His disciples to eat it. After the bread, Jesus took the cup and blessed it and gave it to His disciples to drink. Jesus told His disciples that the cup represented the new covenant.**




Draw and have students draw: **Jesus holding the bread and the cup.**

Completed Student Page

Grapevine Studies
The Last Supper


Student
Beginner

John 13:4-5



Jesus Washed Feet

Matt. 26:26-28



The Bread and the Cup

Lesson Review

1. Who prepared the Last Supper? **The disciples.**
2. Who ate the Last Supper? **Jesus and His disciples.**
3. What did Jesus do to the disciples at the Last Supper? **He washed their feet.**
4. What did Jesus bless at the Last Supper? **The bread and the cup.**
5. What do we learn about the Last Supper? **Answers will vary.**

Memory Verse: **Matthew 26:20**

©2009 by Grapevine Studies

Lesson Review

1. Who prepared the Last Supper? **The disciples.**
2. Who ate the Last Supper? **Jesus and His disciples.**
3. What did Jesus do to the disciples at the Last Supper? **He washed their feet.**
4. What did Jesus bless at the Last Supper? **The bread and the cup.**
5. What do we learn about the Last Supper? **Answers will vary.**

Memory Verse: Matthew 26:20

THE LAST SUPPER

Luke 22:7-8

Passover Preparations

Matt. 26:20

The Last Supper

John 13:4-5

Jesus Washed Feet

Matt. 26:26-28

The Bread and the Cup

Lesson Review

1. Who prepared the Last Supper?
2. Who ate the Last Supper?
3. What did Jesus do to the disciples at the Last Supper?
4. What did Jesus bless at the Last Supper?
5. What do we learn about the Last Supper?

Memory Verse: Matthew 26:20



PO Box 2123
Glenrock, WY 82637

Call Toll Free
877-436-2317

Email
info@GrapevineStudies.com

Website
www.GrapevineStudies.com