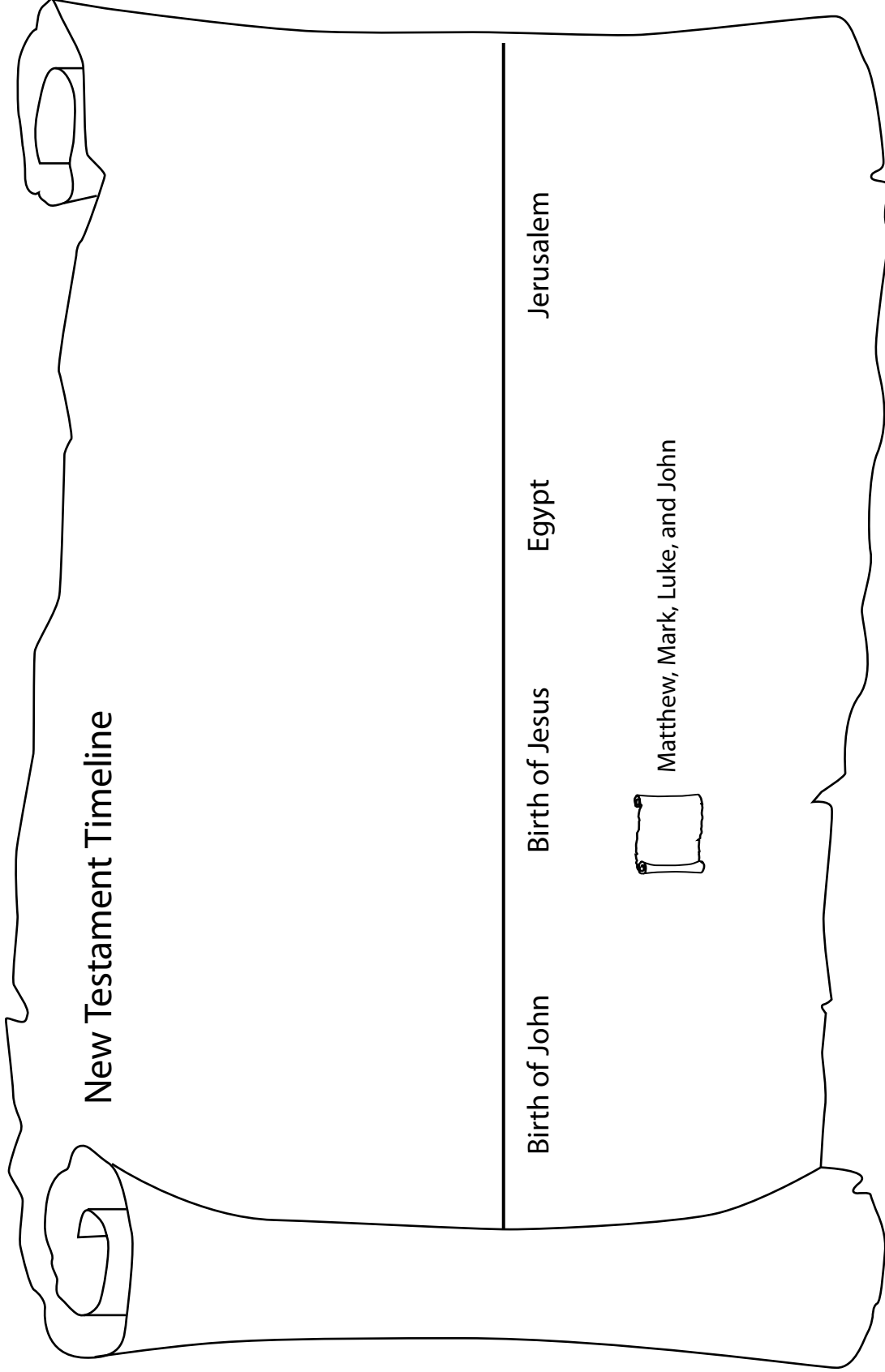




# New Testament Timeline

Teaching the Bible timeline using stick figures, words, colors, and symbols.

Student Page  
~  
Sample Lessons



Teacher Pages  
~  
Sample Lessons

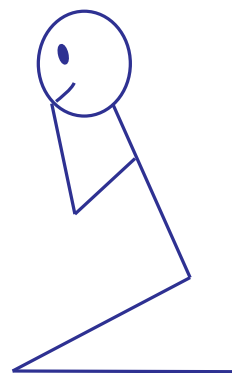
# Teaching the Timeline

## Before Class

**Lesson Preparation:** Nothing can replace the time a teacher spends in prayer with our Master Teacher, the Lord God Almighty. We also recommend you read the Scriptures and lesson notes before class.

### Supplies needed for teaching:

- Bible
- Dry erase board or chalk board
- Dry erase markers or chalk
- Colored pencils
- Timeline books for each student



## Teaching

**Teacher Narrative:** The teacher narrative in green explains the necessary information that will need to be taught at each point on the timeline. These notes are a guide, but for a new teacher they can even be read to the students if desired.

**Stick Figuring:** The timeline is a fun, interactive way to give students the big picture of the New Testament. This is also a great opportunity for teachers to learn what students know about the characters and events on the timeline.

## Teacher and Student Supply List

**Teacher supplies:** Bible, Grapevine Studies Teacher timeline, dry erase board & markers (8 colors), and Bible dictionary.

**Student supplies:** Grapevine Studies student timeline, and colored pencils.

**Birth of John:** The first chronological event of the New Testament is the birth of John (commonly known as John the Baptist). An angel announced to Zacharias that he and his barren wife, Elizabeth, would have a son named John. Zacharias was told that his son, John, would grow up to be the man who would prepare the people for the coming Messiah.



**Draw and have students draw:** John (the Baptist) as a baby.



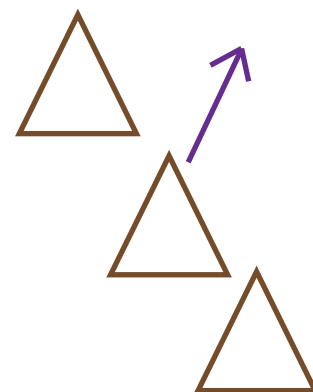
**Birth of Jesus:** The Old Testament had pointed to the coming Messiah, and the time had come for Him to be born (Galatians 4:4-5). The angel Gabriel appeared to a virgin named Mary to announce that she had been chosen by God to be the mother of the Messiah. Mary lived in Nazareth and was betrothed to man named Joseph. An angel appeared to Joseph, and a short time later Joseph and Mary married and traveled to Bethlehem, where Jesus was born. The angel announced Jesus' birth to the shepherds in the fields and they traveled to Bethlehem to see the newborn baby. When Jesus was eight days old He was circumcised, and at forty days old He was presented in the temple, according to the Law. Our eyes at this time begin to look down, watching the Messiah

who has come.


**Draw and have students draw:** Baby Jesus in a manger.

**Jesus in Egypt:** Wise men from the East, who had followed a star, also came to worship Jesus. When the wise men arrived in Judea seeking to worship the newborn king of the Jews, the current king, Herod, was upset by their announcement and subsequent escape. Seeking to kill Jesus, Herod ordered the death of all children age two and under living in and around Bethlehem. An angel told Joseph to take Mary and Jesus away, and the family escaped Herod's order by moving to Egypt, where they remained until the death of Herod. After Herod's death Joseph returned with his family, and they settled in a town called Nazareth.

Nazareth



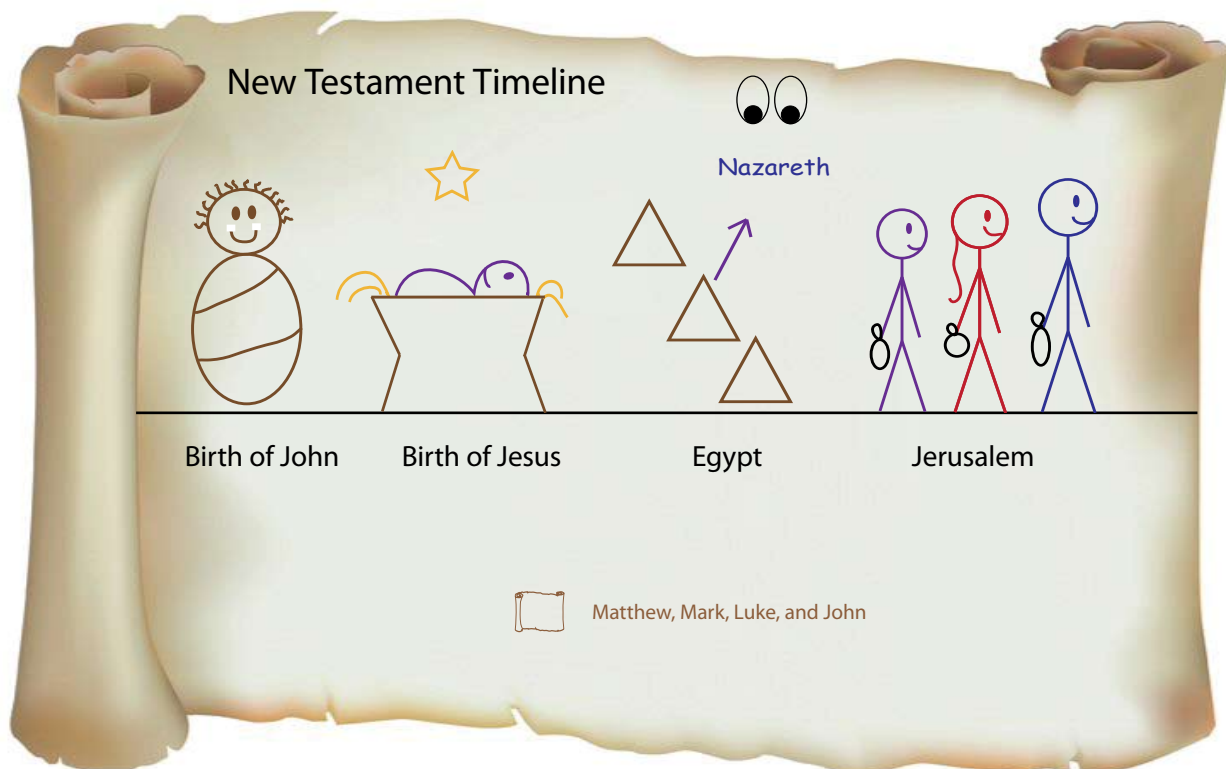
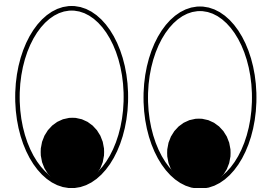
**Draw and have students draw:** Three pyramids, presenting Egypt. Draw a purple arrow coming out of Egypt, point to Nazareth.



**Jerusalem:** Little is recorded about Jesus' childhood except that at age twelve He went with His family to attend the Feast of Passover in Jerusalem, in accordance with the Law.

**Draw and have students draw:** Jesus, Mary, and Joseph traveling to Jerusalem for Passover.

**Eyes:** On the Old Testament timeline we drew eyes looking forward to remind us to look forward to the coming of the Messiah. When He comes He will restore the broken relationship between God and man. In the New Testament, Jesus has come, so we draw eyes looking down to see what He is doing.





We hope you have enjoyed your study! If you should have any questions please feel free to contact our

## Teacher Hotline

Toll Free

**877-436-2317**

Mon to Thur 9 -5 MST

Order Today!

**[www.GrapevineStudies.com](http://www.GrapevineStudies.com)**