



The Resurrection

A Study of the Events from the Last Supper to the
Ascension of Jesus Christ.

Teaching Beginner Books

Daily Schedule

Day 1: Lesson page 1

Day 2: Lesson page 2

Weekly Schedule

Review (5 -10 minutes)

Lesson Pages 1 and 2 (35-40 minutes)

Before Class

Lesson Preparation: Nothing can replace the time a teacher spends in prayer with our Master Teacher, the Lord God Almighty. We also recommend you read the Scriptures and lesson notes before class.

Supplies needed for teaching:

- Bible
- Dry erase board or chalk board
- Dry erase markers or chalk
- Colored pencils
- Lesson pages for each student
- Bible Dictionary




Teaching the Lessons

Teacher Notes

Teacher Notes: The teacher notes are in green. They explain the important information that will need to be covered in the timeline and each section of the lessons. These notes will also be helpful for substitute teachers and can even be read to the students if desired.

Bible Dictionary: We have provided a few words we recommend you look up in a Bible dictionary. These words will help when teaching the lesson and answering questions from your students.



Lesson Pages

Stick Figuring: As or after the Scripture is read, the teacher will stick figure that portion of Scripture onto the board. While students are drawing, teachers can discuss that part of the lesson. Students can either draw what the teacher has drawn or draw their own interpretations of the Scripture. We encourage the use of colors and creativity. We have found that the more the students draw, the more they remember. Some older students may opt to take notes in this section.

Review Questions and Answers: This section gives teachers the questions and answers for the lesson review. These questions cover the who, what, when, where, why, and how of the lesson. We encourage teachers to add their own questions as time allows.

Application: At Grapevine Studies, we believe that teachers determine how to apply each lesson. We encourage our teachers to spend time in prayer to determine what emphasis to put on that lesson. We have found this gives our teachers great freedom and is very effective. Notice that the last question is the application question for the lesson. The answer to this question will depend upon what the Lord has led you to emphasize in the lesson.

Joseph
Memory Verse: Matthew 1:24

Joseph Heard the News
Read aloud: Matthew 1:18
Discuss Joseph Heard the News: Before Joseph and Mary were married, Joseph heard that Mary was pregnant.
Draw and have students draw: A man telling Joseph the news.

Joseph's Choice
Read aloud: Matthew 1:19
Discuss Joseph's Choice: Thinking Mary had been unfaithful, Joseph planned to divorce her quietly.
Draw and have students draw: An Joseph thinking about his choices.

Look up the following words in a Bible Dictionary:
Just: Matthew 1:16
Innocent: Matthew 1:20

Lesson Review:
1. Describe Joseph, just and kind.
2. How did Joseph respond to the news? He was going to divorce her quietly.
3. What did the angel tell Joseph? He was to take Mary as wife and name the baby Jesus.
4. How did Joseph respond to the news from the angel? He took Mary as his wife.
5. What did you learn about Joseph? He was just and the husband of Mary.

Memory Verse: Matthew 1:24

©2015 Grapevine Studies 3

Final Review

1. Where did Mary live? Nazareth.
2. Who appeared to Mary? The angel Gabriel.
3. What message did Gabriel give to Mary? She would be the mother of Jesus.
4. What did Mary do when she heard the news? She sang a song to God.
5. What did you learn about Mary? God chose Mary to be the mother of Jesus and sent an angel to tell her.
6. Recite Luke 1:31.
7. Describe Joseph, just and kind.
8. How did Joseph respond to the news? He was going to divorce her quietly.
9. What did the angel tell Joseph? He was to take Mary as wife and name the baby Jesus.
10. How did Joseph respond to the news from the angel? He took Mary as his wife.
11. What did you learn about Joseph? He was just and the husband of Mary.
12. Recite Matthew 1:24.
13. What did Caesar decree? Each man had to register to his hometown.
14. Why did Joseph and Mary go to Bethlehem? To obey the decree, register and pay taxes.
15. What happened while Mary and Joseph were in Bethlehem? Jesus was born!
16. Where did they lay Jesus? In a manger.
17. What did you learn about the birth of Jesus? Jesus was born in Bethlehem.
18. Recite Luke 2:7.
19. Who were the first people to be told about the birth of Jesus? Shepherds.
20. How were the shepherds told the news about Jesus? Angels told them and sang.
21. What did the shepherds do when they heard the news about Jesus? They went to see Jesus and worshiped him.

©2015 Grapevine Studies 15

Final Review

Questions: This review is designed to ensure that your students have mastered the information covered in each lesson. The questions should be familiar to them and will include their memory verses for the study. This is a unique way for you to show your students how much they have learned.

The Last Supper

Memory Verse: Matthew 26:20

Passover Preparations

Read aloud: [Luke 22:7-8](#)

Discuss the Passover Preparations: [As Jesus and His disciples entered into Jerusalem, Jesus gave His disciples instructions to go and prepare for the Passover meal. The disciples went to gather the things they needed for the meal.](#)

Draw and have students draw: [A disciple carrying a bag.](#)



The Last Supper

Read aloud: [Matthew 26:20](#)

Discuss The Last Supper: [After preparations were made for the meal, Jesus and the disciples gathered for the last meal they would share together before the crucifixion.](#)

Draw and have students draw: [A table with a plate of bread, a lamb bone, and a bowl of bitter herbs.](#)

Look up the following words in a Bible Dictionary:

Passover (Luke 22:7)

Blessed (Matthew 26:26)

New Covenant (Matthew 26:28)

Lesson Review:

1. Who prepared the Last Supper? [The disciples.](#)
2. Who ate the Last Supper? [Jesus and His disciples.](#)
3. What did Jesus do to the disciples at the Last Supper? [He washed their feet.](#)
4. What did Jesus bless at the Last Supper? [The bread and the cup.](#)
5. What did you learn about the Last Supper? [Answers will vary.](#)

Memory Verse: [Matthew 26:20](#)

Jesus Washed Feet

Read aloud: [John 13:4-5](#)

Discuss Jesus Washed Feet: [Before the meal began, Jesus took a towel and began to wash the disciples' feet.](#)

Draw and have students draw: [Jesus with a towel and bowl.](#)



The Bread and the Cup

Read aloud: [Matthew 26:26-28](#)

Discuss The Bread and the Cup: [Jesus then took the bread and blessed it. He broke it and gave it to His disciples to eat. After the bread, Jesus took the cup, blessed it, and gave it to His disciples to drink. Jesus told His disciples that the cup represented the new covenant.](#)


Draw and have students draw: [Jesus holding the bread and the cup.](#)

Completed Student Page 1


Grapevine Studies
The Resurrection

Student
Lesson 1

The Last Supper




Luke 22:7-8



Passover Preparations

Matthew 26:20



The Last Supper

*2010 by Grapevine Studies


2

Completed Student Page 2

Grapevine Studies
The Resurrection

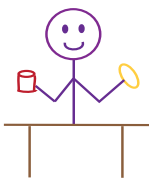
Student
Lesson 1

John 13:4-5



Jesus Washed Feet

Matthew 26:26-28



The Bread and the Cup

Lesson Review

1. Who prepared the Last Supper?
2. Who ate the Last Supper?
3. What did Jesus do to the disciples at the Last Supper?
4. What did Jesus bless at the Last Supper?
5. What did you learn about the Last Supper?

Memory Verse: [Matthew 26:20](#)

*2010 by Grapevine Studies

3

The Resurrection

The Last Supper

Luke 22:7-8

Passover Preparations

Matthew 26:20

The Last Supper

John 13:4-5

Jesus Washed Feet

Matthew 26:26-28

The Bread and the Cup

Lesson Review


1. Who prepared the Last Supper?
2. Who ate the Last Supper?
3. What did Jesus do to the disciples at the Last Supper?
4. What did Jesus bless at the Last Supper?
5. What did you learn about the Last Supper?

Memory Verse: Matthew 26:20

The Resurrection

The Last Supper

Luke 22:7-8



Passover Preparations

Matthew 26:20



The Last Supper

John 13:4-5



Jesus Washed Feet

Matthew 26:26-28



The Bread and the Cup

Lesson Review

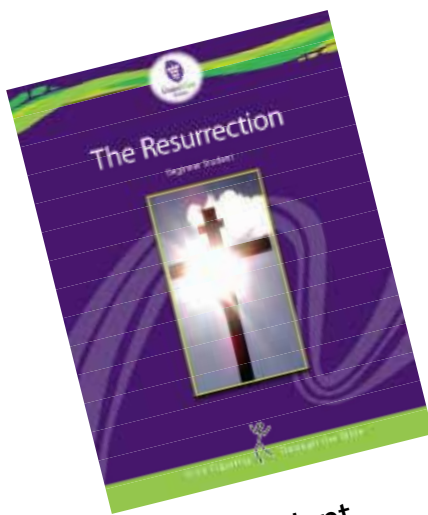
1. Who prepared the Last Supper?
2. Who ate the Last Supper?
3. What did Jesus do to the disciples at the Last Supper?
4. What did Jesus bless at the Last Supper?
5. What did you learn about the Last Supper?

Memory Verse: Matthew 26:20




We hope you have enjoyed your lesson!

Continue your study of the Resurrection!



Student



Teacher

Teacher Hotline

Have questions?

877-436-2317

Mon - Thur 9-5 MST

Order Today!

877-436-2317

www.GrapevineStudies.com