



Old Testament Overview

A Chronological Study of the Characters and Events of the
Old Testament from Creation to Nehemiah.

Creation (Part 1)

Memory Verse: Genesis 1:1

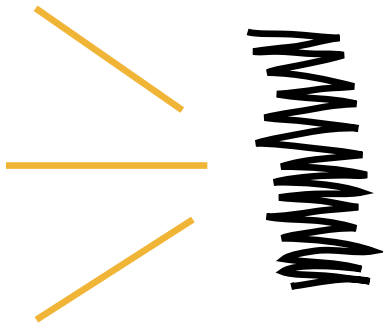
In the Beginning God

Read aloud: [Genesis 1:1](#)

Discuss In the Beginning God: God gave us this record of His work so that we would know that He is the Creator of all. This is “His Story,” the history of the world. Let’s start at the beginning. In the beginning who? God was there before anything was created, and He created all that is out of nothing.

God

Write and have students write: “God” or draw a purple triangle representing God.



Day 1

Read aloud: [Genesis 1:1-5](#)

Discuss Day 1: God established that Creation took place “in the beginning.” God created by speaking the words, and what He spoke was created. On day one, God created light and defined day and night .

Draw and have students draw: [Light and darkness.](#)

Lesson Review:

1. When did God create? [In the beginning.](#)
2. How did God create? [By speaking and it was so.](#)
3. What did God do on the first day of the creation week? [Light, night and day.](#)
4. What did God do on the second day of the creation week? [The waters above and below.](#)
5. What did God do on the third day of the creation week? [Dry land, and seas, plants, and trees.](#)
6. What did you learn about Creation? [God is the Creator of all things.](#)

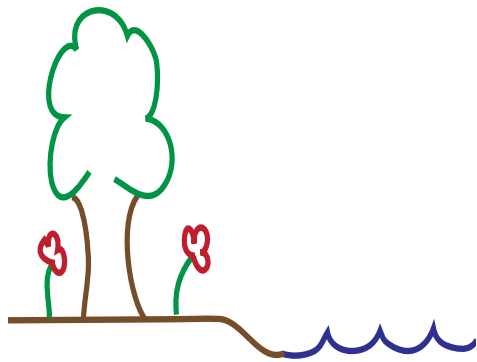

Memory Verse: [Genesis 1:1](#)

Day 2

Read aloud: **Genesis 1:6-8**

Discuss **Day 2**: On day two God created separated the waters, creating the sky.

Draw and have students draw: Waters above (clouds), and waters below (seas).



Day 3

Read aloud: **Genesis 1:9-13**


Discuss **Day 3**: God gathered the waters together, and called them "seas". He let the dry land appear, calling it "earth." God created an orderly world with plants and trees reproducing after their own kind.

Draw and have students draw: Land with a tree and the sea.

Completed Student Page 1

Grapevine Studies
Old Testament Part 1

CREATION PART 1

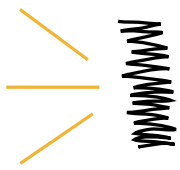


Genesis 1:1

God

In the Beginning God

Genesis 1:1-5




Day 1

Completed Student Page 2

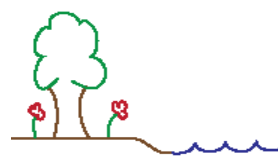
Grapevine Studies
Old Testament Part 1

Genesis 1:6-8



Day 2

Genesis 1:9-13



Day 3

Lesson Review

1. When did God create?
2. How did God create?
3. What did God do on the first day of the creation week?
4. What did God do on the second day of the creation week?
5. What did God do on the third day of the creation week?
6. What do we learn about God from Creation?

Memory Verse: Genesis 1:1

What do I need to buy?

1. **Teacher Book or eBook (PDF)**
2. **Student and/or Traceable Book or eBook License (PDF)**

Which is best for me? Books or Ebooks

Buy books ready to use:

3 Hole Punched, loose leaf paper, ready for your notebook
(OR) Softbound book
Cannot be legally copied, but see the ebook option

Print your own:

Teacher License eBooks
Legally make copies for one teacher

Family License eBooks
Legally make copies for your immediate family

Small Class License eBooks
Legally make up to 10 copies of that individual book

Large Class License eBooks
Legally make up to 30 copies of that individual book

Licenses cannot be transferred to another person or group.

When will I receive my order?

Books: Books are shipped USPS, mailing time is 7-14 days unless you opt for Priority Mailing.

eBooks: After completing your order you will receive a New Order email. From that email, you can immediately download and print your book(s).

I still have questions, how do I contact you?

Call our office (Mon-Thurs 9 to 5 MT) 307-529-2019

Chat with us online: www.GrapevineStudies.com

