

STUDENT

# Elementary Old Testament

Sample



STICK FIGURING  
THROUGH THE BIBLE



# Old Testament Overview

A Chronological Study of the Characters and Events of the  
Old Testament from Creation to Nehemiah.

Early Elementary Student and Traceable Sample Lesson



Grapevine Studies  
P.O. Box 2123  
Glenrock, WY 82637  
(307) 529-2019

Website: [www.GrapevineStudies.com](http://www.GrapevineStudies.com)

Email: [info@GrapevineStudies.com](mailto:info@GrapevineStudies.com)

Old Testament Overview  
Sample Lessons

By Dianna Wiebe

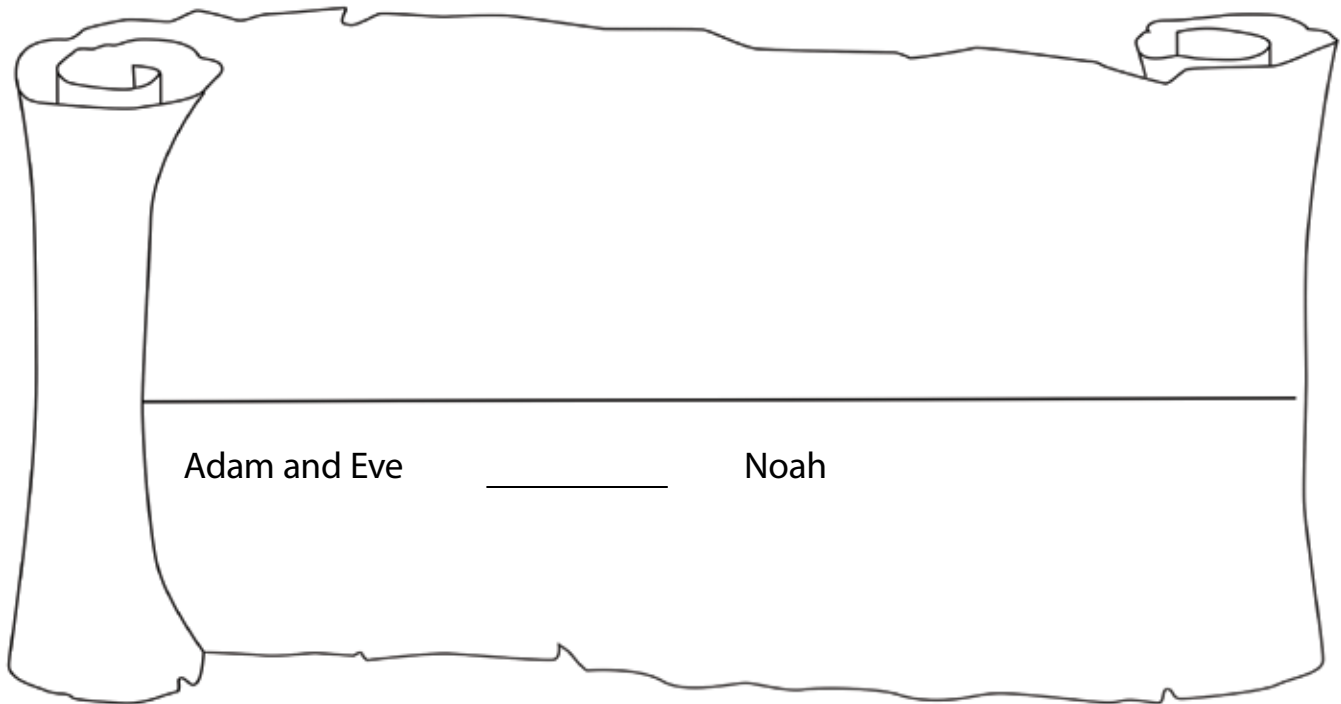
Copyright 2019 by Grapevine Studies

All rights reserved. This eBook is not licensed for resale. This license is exclusive to the original purchaser and may not be sold, loaned, or otherwise transferred to third parties or additional users. Purchaser may make copies only for use in accordance with this license.

Teacher License: Limited to use by one teacher for personal use.  
Non-transferable.

All rights reserved. No part of this publication may otherwise be published, reproduced, stored in a retrieval system, or transmitted or copied in any form or by any means now known or hereafter developed, whether electronic, mechanical, or otherwise, without prior written permission of the publisher. Illegal use, copying, publication, transfer or distribution is considered copyright infringement according to Sections 107 and 108 and other relevant portions of the United States Copyright Act.

## Timeline Review



## Memory Verse Review

**Genesis 6:8**

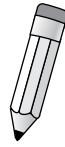
**Genesis 3:15**

**Genesis 2:7**

**Genesis 1:31**

**Memory Work:** Books of the Law: Genesis, Exodus, Leviticus, Numbers, and Deuteronomy.

# Tower of Babel



Genesis 8:1-4

The Landing

Genesis 8:13-20

Noah and His Family Worshipped

Genesis 9:8-11

The Promise

Genesis 9:12-17

The Sign of the Promise

Genesis 9:1

God's Command - Scatter and Fill

Genesis 11:1-4

The People Gathered and Built

Genesis 11:7

God Confused the Language

Genesis 11:8-9

The People Were Scattered

### Lesson Review

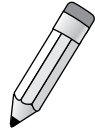
1. Where did the ark land?
2. What did Noah and his family do after coming off the ark?
3. What promise did God make to man and all living creatures?
4. What was the sign of God's promise?
5. Where did the people gather, and where did God confuse the language?
6. When did the people scatter.
7. What do we learn about God from these verses?

**Memory Verse: Genesis 11:9**

# Student Drawing Page

Complete The Flood Card and create a Character /Event card for Tower of Babel.

Draw your favorite part of the lesson you have just studied.



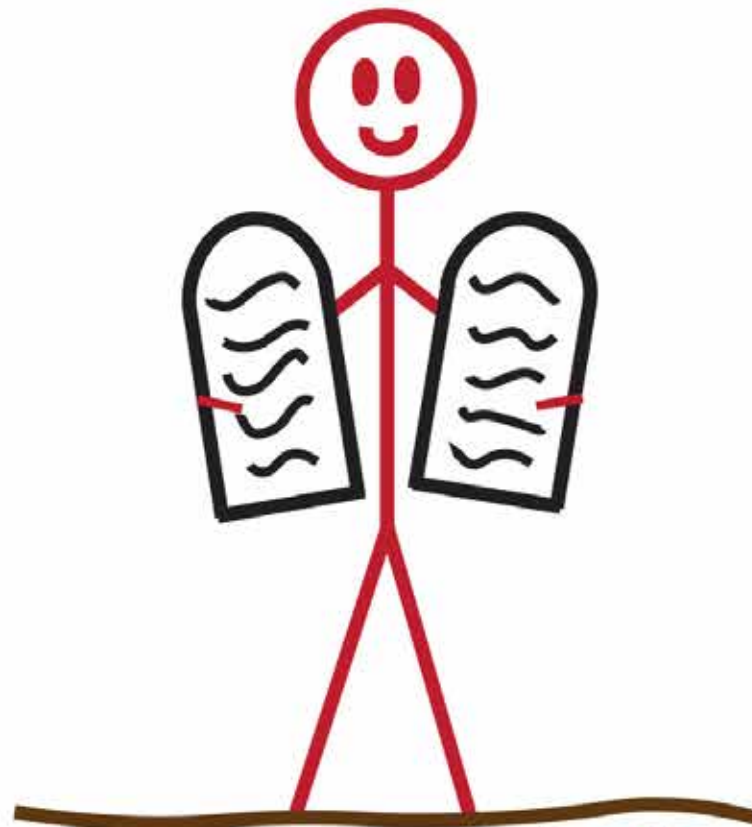
**Write or recite** Genesis 11:9

**Memory Work:** Books of the Law: Genesis, Exodus, Leviticus, Numbers and Deuteronomy.

TEACHER

# Master Teacher Old Testament

Sample



STICK FIGURING  
THROUGH THE BIBLE



# Grapevine Teacher Goals

Grapevine Studies assumes that all teachers of this curriculum will already have a personal and intimate relationship with the Lord, as well as a calling to teach the Word of God. At Grapevine Studies our goals for teacher are that you will:

- Learn more about the character of the God you serve and His Word.
- Be godly examples to your students.
- Effectively communicate the Word of God to this generation.
- Instruct only after having spent time in prayer, Bible reading, and study.
- Have sufficient preparation time for your own study without the need to gather, order, and put together multiple supplies for various activities.
- Learn along with your students.

# Grapevine Student Goals

Grapevine Studies believes that students who are taught using reading, hearing, and drawing will have a higher retention rate than those who are just lectured. We also believe that teaching the Bible in a chronological and sequential format is best for long-term memory and life impact. At Grapevine Studies, our goals for students are that they will:

- Desire to serve the One that all history pointed toward: Jesus, the Christ, the Messiah. Once students become believers it is our goal that the use of our studies will help teach them to know God and live a holy life.
- See God's interaction and movement through history as He dealt with nations and individuals so that they will be able to recognize God's movement and interaction in their own lives.
- Have a Biblical framework in place that will encourage and inspire them to study further on their own, and to understand the context of the passages they read in the future.
- Learn from those who have lived before them.

# Teacher and Student Supply List

Teacher supplies: Bible, Grapevine Studies Teacher Book, dry erase board & markers (8 colors), and Bible dictionary.

Student supplies: Bible, Grapevine Studies Student Book, and colored pencils. Middle school students will need a Bible Dictionary, Topical Bible, and Concordance.

# Teaching Multi-Level Books

## Daily Schedule

- Day 1: Timeline Review Page
- Day 2: Lesson page 1
- Day 3: Lesson page 2
- Day 4: Early Elementary and Elementary

## Weekly Schedule


- Timeline Review Page (5 -10 minutes)
- Lesson Pages 1 and 2 (30-35 minutes)
- Early Elementary and Elementary (5-15 minutes)

## Before Class

**Lesson Preparation:** Nothing can replace the time a teacher spends in prayer with our Master Teacher, the Lord God Almighty. We also recommend you read the Scriptures and lesson notes before class.

### Supplies needed for teaching:

- Bible
- Dry erase board or chalk board
- Dry erase markers or chalk
- Colored pencils
- Lesson pages for each student
- Bible Dictionary
- Atlas of the Bible Lands




## Teaching the Lessons

### Teacher Notes


**Teacher Notes:** The teacher notes are in green. They explain the important information that will need to be covered in the timeline and each section of the lessons. These notes will also be helpful for substitute teachers and can even be read to the students if desired.

**Bible Dictionary:** For each lesson, we have provided a few words that we recommend you look up in a Bible dictionary. These words will help when teaching the lesson and answering questions from your students. We recommend using more than one dictionary.

**Maps:** As part of the study you will periodically do some mapping. The maps for both teachers and students are found in the back of their respective books.



## Early Elementary and Elementary



## Information for the Noah card:

## Middle School

# The Tower of Babel

- **Topical Bible Exercise**

What do you learn about the rainbow?

[Nave's, page 398](#)

- **Bible Dictionary Exercise**

Give the meaning of the Tower of Babel.

[Zondervan's, page 67](#)

- **Concordance Exercise**

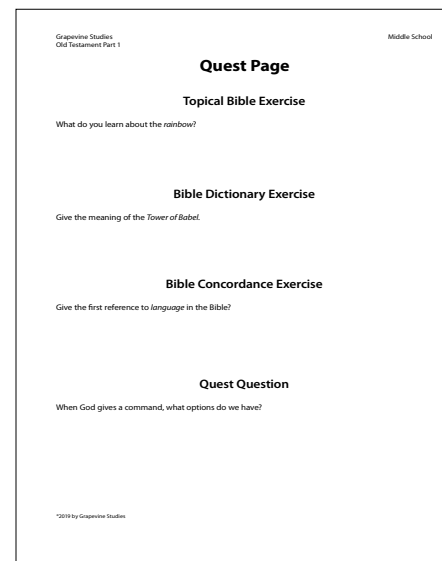
Give the first reference to language in the Bible.

[Genesis 11:1 \(Cruden's, page 281\)](#)


- **Quest Question**

When God gives a command, what options do we have?

[To obey or disobey; either way we face the consequences of our choice.](#)



## Timeline Review



## Memory Verse Review

Genesis 6:8

Genesis 3:15

Genesis 2:7

Genesis 1:31

**Memory Work:** Books of the Law: Genesis, Exodus, Leviticus, Numbers, and Deuteronomy.

# Tower of Babel

Memory Verse: Genesis 11:9

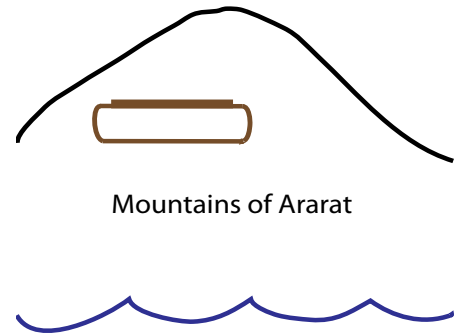
---

## The Landing

**Read aloud:** Genesis 8:1-4

**Discuss The Landing:** The waters receded off the face of the earth, and the ark landed on the mountains of Ararat.

**Draw and have students draw:** The ark on a mountain with water below. **Older:** note *Mountains of Ararat*.




## Noah and His Family Worshiped

**Read aloud:** Genesis 8:13-20

**Discuss Noah and His Family Worshiped:** After Noah, his family, and the animals had been on the ark more than a year (Gen. 7:11 and 8:13), the waters had dried up enough for them to exit the ark. The first thing recorded that the family did upon leaving the ark was to worship God by making an altar and offering sacrifices.

**Draw and have students draw:** Noah and his wife worshiping. **Older:** Add the altar.



Look up the following words in a Bible Dictionary:

Burnt Offerings (Genesis 8:20)

Fill (Genesis 9:1)

Covenants (Genesis 9:9)

Descendants (Genesis 9:9)

Tower (Genesis 11:4)

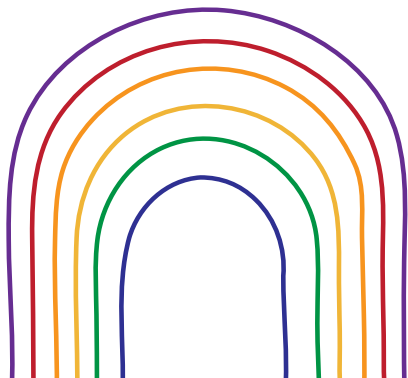
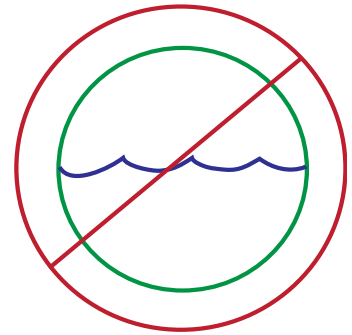
Babel (Genesis 11:9)

## The Promise

**Read aloud:** Genesis 9:8-11

**Discuss The Promise:** God promised Noah and his descendants, as well as the animals, that He would never again destroy the whole earth with a flood.

**Chart and have students chart:** A red circle with a red slash over the flooded world, indicating never again flood the entire earth.



## The Sign of the Promise

**Read aloud:** Genesis 9:12-17

**Discuss The Sign of the Promise:** Ten generations after Adam a man was born named Noah. Noah found grace in God's sight. He was just, perfect, and walked with God.

**Chart and have students Chart:** A rainbow.


### Completed Student Page

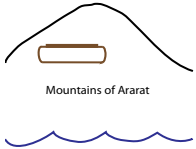

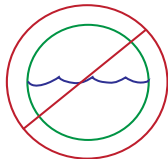
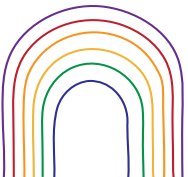
### Teacher Notes

Grapevine Studies  
Old Testament Part 1

Student  
Lesson 6

### Tower of Babel



<p>Genesis 8:1-4</p>  <p>Mountains of Ararat</p> <p>The Landing</p>	<p>Genesis 8:13-20</p>  <p>Noah and His Family Worshipped</p>
<p>Genesis 9:8-11</p>  <p>The Promise</p>	<p>Genesis 9:12-17</p>  <p>The Sign of the Promise</p>

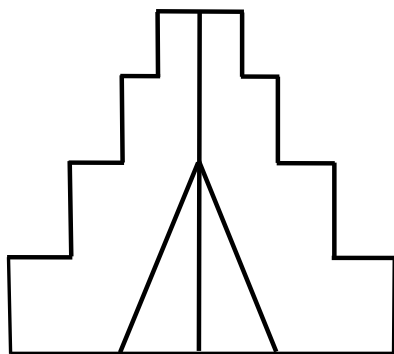
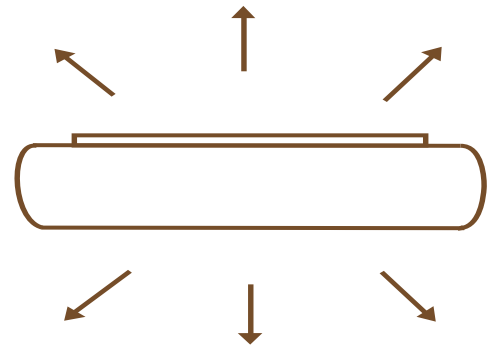
\*2019 by Grapevine Studies

## God's Command—Scatter and Fill

**Read aloud:** [Genesis 9:1](#)

**Discuss God's Command—Scatter and Fill:** After leaving the ark, God commanded man to be fruitful, multiply, and fill the earth.

**Draw and have students draw:** Arrows going out from the ark to indicate God's command to scatter and fill the earth.



## The People Gathered and Built

**Read aloud:** [Genesis 11:1-4](#)

**Discuss The People Gathered and Built:** Instead of obeying God, the people gathered and built a city. In Babel, the people built a tower in clear rebellion against what God had commanded them.

**Draw and have students draw:** People building the tower.

## Teacher Notes

## Completed Student Page

Grapevine Studies  
Old Testament Part 1
Student  
Lesson 6

<p style="font-size: x-small;">Genesis 9:1</p> <p style="font-size: x-small;">God's Command - Scatter and Fill</p>	<p style="font-size: x-small;">Genesis 11:1-4</p> <p style="font-size: x-small;">The People Gathered and Built</p>
<p style="font-size: x-small;">Genesis 11:7</p> <p style="font-size: x-small;">God Confused the Language</p>	<p style="font-size: x-small;">Genesis 11:8-9</p> <p style="font-size: x-small;">The People Were Scattered</p>

**Lesson Review**

1. Where did the ark land?
2. What did Noah and his family do after coming off the ark?
3. What promise did God make to man and all living creatures?
4. What was the sign of God's promise?
5. Where did the people gather, and where did God confuse the language?
6. When did the people scatter?
7. What do we learn about God from these verses?

Memory Verse: [Genesis 11:9](#)

\*2019 by Grapevine Studies



---

## God Confused the Language

**Read aloud:** Genesis 11:7

**Discuss God Confused the Language:** When God saw the city and the tower the people were building, He confused the language of the people.

**Draw and have students draw:** The people trying to communicate with each other.



---

## The People Were Scattered

**Read aloud:** Genesis 11:8-9

**Discuss The People Were Scattered:** Since their languages were confused, the people were forced to scatter. (This is the origin of ethnic people groups, language groups, tribes, etc.)

**Map:** Label the city of Babel.

**Draw and have students chart:** A circle representing the people gathering in Babel. Draw four lines coming from the circle, representing the people scattering and forming various people groups.

---

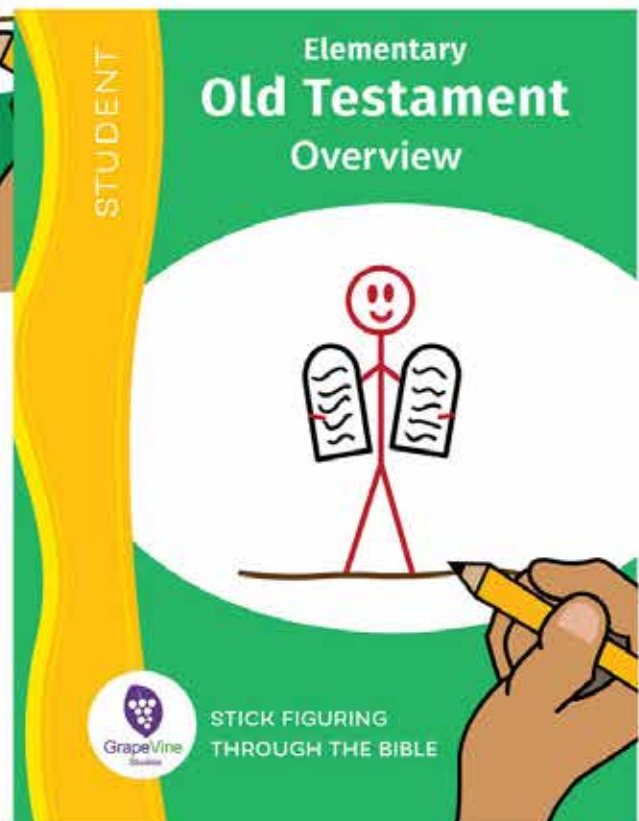
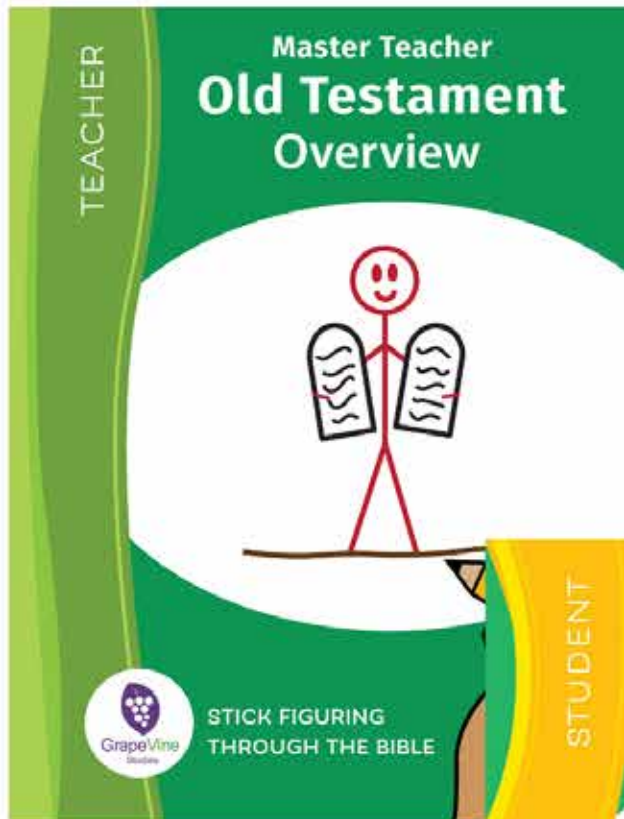
### Lesson Review:

1. Where did the ark land? **On the mountains of Ararat.**
2. What did Noah and his family do after coming off the ark? **Built an altar and worshipped God.**
3. What promise did God make to man and all living creatures? **He would never again flood the whole earth.**
4. What was the sign of God's promise? **The rainbow.**
5. Where did the people gather, and where did God confuse the language? **Babel.**
6. When did the people scatter? **After God confused the language.**



# Continue Your Study!

To Buy - Click on the Cover Below



[www.GrapevineStudies.com](http://www.GrapevineStudies.com)