

2023 -
2024

Grapevine Studies CATALOG

Stick Figure Through the Bible



Helping
you **GROW**
lifelong
Disciples!



About Grapevine

Dianna

Meet the Author ●●●●●

Dianna Wiebe, the primary author for Grapevine Studies, offers an enthusiastic and innovative approach to her studies that encourages her students to engage directly with the Bible.

Her Bible studies are widely used by families, churches, and missionaries across the globe.

Dianna is happily married to John, and together, they have raised four children who were homeschooled and later went on to graduate from college. Her children have blessed her with many grandchildren.

As the head of Grapevine Studies, Dianna dedicates her time to researching, writing, teaching, and overseeing the day-to-day operations of Grapevine.



Read
Statement
of Faith

Read
Mission
& Vision

BUY
NOW

10%
OFF

Grapevine
Bible Studies

Coupon
Code: **CATALOG2023**

Free Lesson



DOWNLOAD

Exclusive
Offer



Table of *Contents*

Old Testament Bible Study Journal	4
Old Testament Bible Activities	5
Old Testament Table Talks	5
Books vs eBooks	6
What is Taught at each Level?.....	7
Old Testament PreK—K	8
New Testament PreK—K	9
Old Testament Overviews - Multi-Level	10
New Testament Overviews - Multi-Level	11
Old Testament Supplementals	12
New Testament Supplementals	13
Timeline Notes	14
Where do I Start?	15
Moses	16
Ruth	17
Joseph	18
Esther	19
Birth of Jesus PreK—K	20
Birth of Jesus - Multi-Level	21
Resurrection PreK—K	22
Resurrection - Multi-Level	23
Biblical Feast & Holy Days	24
Feast of Lights	25
Biblical Calendar Notes	26
Single Lessons	27
7 Things you need in a Bible study	28
Resources	29
Need Help / Contact Us	30

Interactive Catalog

When you **CLICK** a button, like those seen here, you will be taken directly to the product or download on our website.

**BUY
NOW**

**SEE
SAMPLE**

DOWNLOAD



Old Testament Bible Study *Journals*

Multi-Level

PreK through Adults

180 days
15 minutes
per day



JOURNALS

Struggling to find time for daily Bible study? You're not alone. As believers, we know the importance of consistent devotion, but we often face challenges in implementing it. That's why we created the Old Testament Bible Study Journal – to make daily Bible study easy and captivating for both you and your students.

Five days a week, you'll be guided to read, draw or write notes, answer questions, engage in discussions, practice a Bible study skill, pray and reflect on what you are thankful for today.

Don't let another day pass without a plan for daily Bible study! Start your journey through the Old Testament with our journal, requiring just 10-15 minutes a day. It has the power to transform your life and the lives of your students.

Get started today with this life-changing way to do daily Bible study!

Books & eBooks

Journal --196 pages

**BUY
NOW**



Old Testament Bible Activities



36 Weeks
Daily Activities

Bible teachers, are you searching for engaging classroom activities that bridge the gap between what is taught in class and at home? Look no further!

Here at Grapevine, we provide classroom teachers with activities specifically designed to complement and enrich the Old Testament Bible Study Journals used by parents and students.

Each set of activities aligns perfectly with the lessons in the Bible Study Journals. Even if you're not using the journals as a class, these activities will equip you as a teacher to lead your students through the Old Testament chronologically.

Don't miss out on this incredible opportunity to enhance your classroom experience and strengthen the connection between home and school. Take action now and equip your students with a comprehensive understanding of the Old Testament!

184 Pages

BUY
NOW

Old Testament Table Talks



180 Days
15 Minutes
per day

Every family shares the desire to teach their children the Bible according to their beliefs. However, in today's fast-paced world, many parents feel unsure about where to begin and how to establish a solid biblical foundation.

That's where Grapevine's Table Talks come in. When families come together to study the Bible and pray, their bond grows stronger and their connection deepens. These tools equip parents to lay a firm biblical foundation for their children.

Don't let the busyness of life hinder your family's spiritual growth. Take action now and empower your children with a strong biblical foundation. Choose Grapevine's resources today and embark on a journey that will transform your family's faith!

184 Pages

BUY
NOW



Books vs eBooks

Which is best for me?

Do I need both an eBook and Book?

No, you are free to choose either the eBook (PDF) or physical book.
The content is exactly the same in both the eBook and physical books.

Books ●●●●●

How do the books come to me?

Teacher: Softbound

Student: 3 Hole Punched Loose Leaf
pages and ready for your
notebook

When will I get my books?

Media Mail: 7-14 Business Days

Priority Mail: 3-4 Business Days

eBooks ●●●●●

Grapevine offers eBooks in PDF format for those parents and teachers who would like to print their own books. Licenses are non-transferable.

What are the eBook Licenses?

Teacher eBooks

Teacher License: Legally make copies
for one teacher

Student eBook Licenses

Family License: Legally make copies
for your immediate family

Small Class License: Legally make up to
10 copies of a book

Large Class License: Legally make up to
30 copies of a book

When will I receive my eBook?

Immediately after you complete your order, you will receive a New Order email. Within the email and you will see the blue underlined product download link(s).

What should I do with my eBook?

Save the eBook(s) to a file on your device.
The download link will expire in 30 days.

Apps for your eBooks (PDF format)

Desktop/Laptop Reader (Adobe Reader)

iPad: iBooks

Android Tablets: Adobe Reader App



What is Taught at *Each Level?*

Overviews & Topical Studies

- ✓ Overviews
- ✓ Topicals



Pre-K



Early Elementary



Elementary



Middle School

Chronological Lessons	✓✓	✓✓	✓✓	✓✓
Timeline		✓✓	✓✓	✓✓
Extra Memory Work		✓	✓	
Bible Geography		✓	✓✓	✓✓
Bible Study Tools				✓

Journals



Pre-K



Elementary - High School



Teens to Adults

Chronological Lessons	✓	✓	✓
Drawing Observations	✓	✓	
Comprehension Questions	✓	✓	✓
Bible Study Skills		✓	✓
Room to Recap			✓



Old Testament Overview Study

PreK-K

PreK-Kindergarten Ages 5-7

Are you a parent or teacher of preschoolers and kindergarteners who want to introduce the Bible to your little ones, but don't know where to start? Don't worry! Preschoolers and kindergarteners will love this interactive Bible study! They'll go on a chronological stick figure adventure through the Old Testament, learning all about the major characters and events from Creation to Nehemiah. Each lesson includes a memory verse to help your little one memorize scripture.

This curriculum is designed to keep your 5-7 year olds engaged and interested with fun, hands-on activities. It's easy for teachers to prepare and teach, making it perfect for busy parents and Sunday School teachers. Give your kids a strong foundation in the Bible and start this children's Bible study today!

Overview
109 Daily Lessons
55 Weekly Lessons

BUY NOW

SEE SAMPLE

Teacher Books contain lesson notes, lesson pages, memory verses, stick figures drawings, review questions and answers.

Student Books contain lessons with room to draw stick figures, memory verses, and reviews.

Traceable Student Books contain lessons, memory verses, and reviews with printed stick figures that can be traced or colored by younger students.

Both the Teacher Book and Student Books are needed for this study.

PreK-K Studies are not compatible with older levels.



"Mom-- can you print me off some more Grapevine Bible Study Pages?"
That's a common request around here.

Ashely-AshleyPichea.com



New Testament Overview Study

PreK-K
PreK-Kindergarten Ages 5-7

Parents and teachers of preschoolers and kindergarteners, get ready to take your little ones on an exciting stick figure journey through the New Testament with this engaging children's Bible study! Our interactive curriculum is specifically designed to capture the imagination and keep the interest of 5-7 year olds.

Lessons are organized chronologically and include memory verses for each lesson, helping your little ones build a strong foundation in the Bible. Plus, our easy-to-prepare and fun-to-teach lessons make it a breeze for Bible teachers to share God's word with their students. So, start your journey today and watch your preschoolers and kindergarteners thrive in their understanding and love for the Bible!

Overview
106 Daily Lessons
53 Weekly Lessons

BUY
NOW

SEE
SAMPLE

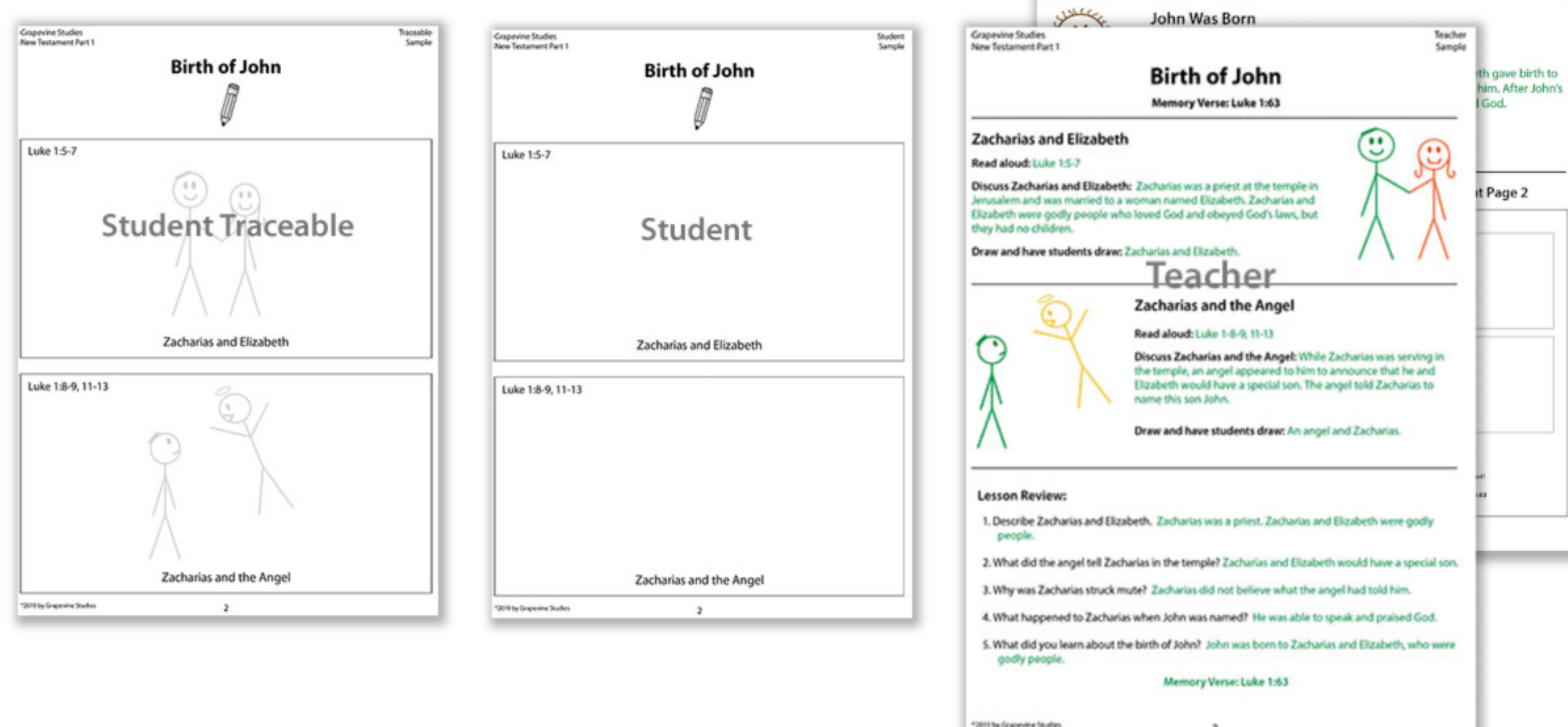
Teacher Books contain lesson notes, lesson pages, memory verses, review questions and answers.

Student Books contain lessons with room to draw stick figures, memory verses, and reviews.

Traceable Student Books contain lessons, memory verses, and reviews with printed stick figures that can be traced or colored by younger students.

Both the Teacher Book and Student Books are needed for this study.

PreK-K Studies are not compatible with older levels.



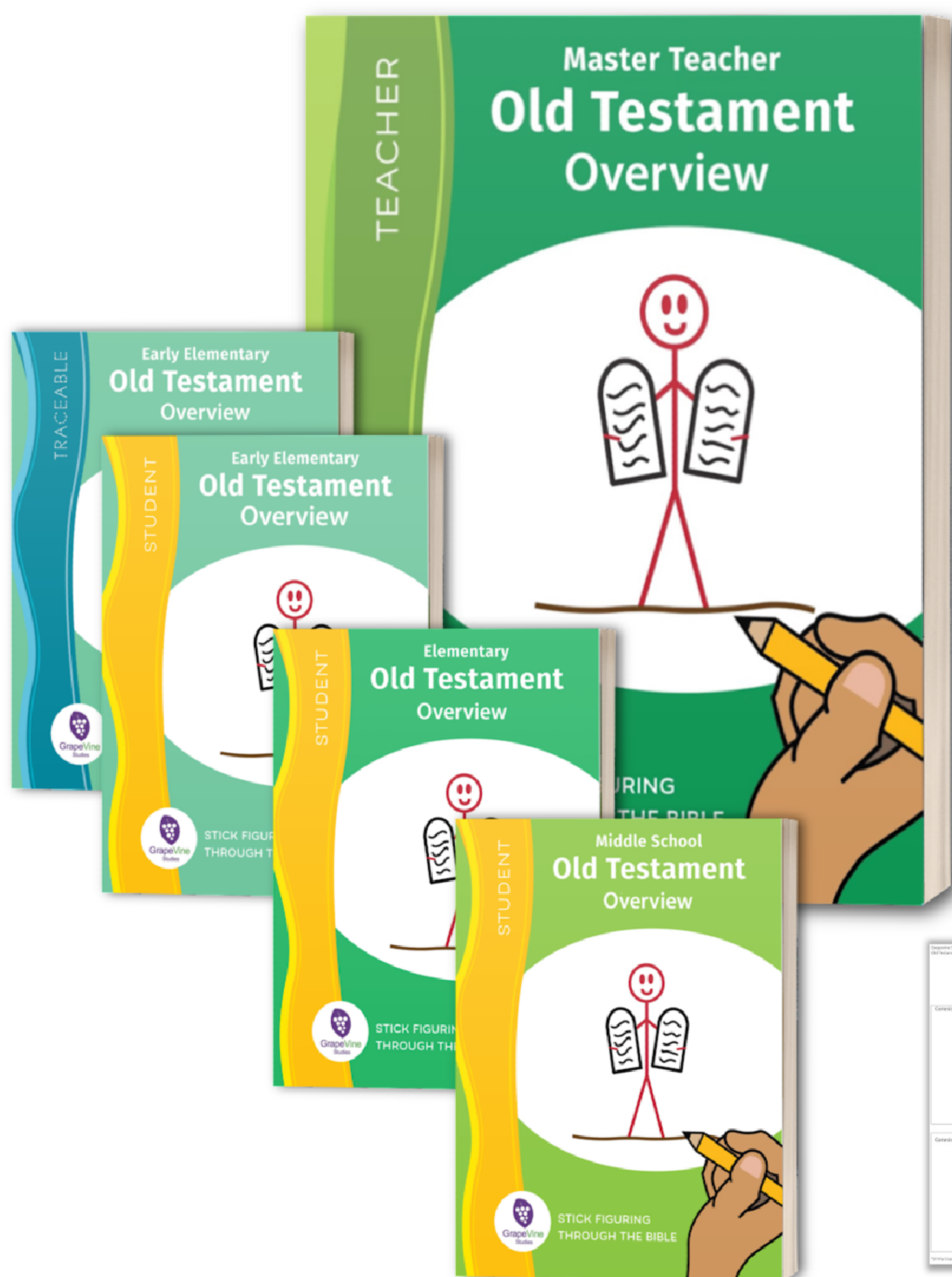
Colored pencils work best for our studies. Crayons tend to draw lines too large for the squares and it is harder to add details to the pictures. Markers bleed through the pages. Prismacolor and Frixion pens come highly recommended by teachers.



Old Testament Overview Study

Multi-Level
Elementary - High School

Take your Early Elementary, Elementary, and Middle School Bible students on an exciting Old Testament adventure. This Bible study covers the Old Testament chronologically. Learn about characters from Adam to Nehemiah. Students will study Creation, Abraham, Isaac and Jacob, Joseph, and many more characters and events as students stick figure through the Bible. By the end of the study, students will be able to draw the Old Testament timeline independently and recite over 38 memory verses and recall important facts for each character or event on the Old Testament timeline.



Overview
For a Full School Year
186 Daily Lessons or
50 Weekly Lessons

**BUY
NOW**

**SEE
SAMPLE**



Early Elementary students are given more room to draw or trace with two pictures per page instead of four like the older levels. Traceable option has pre-printed stick figures and symbols.

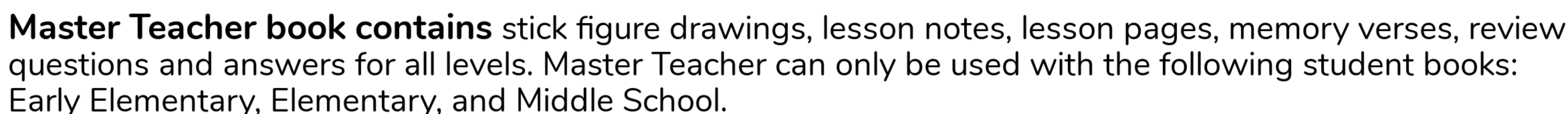
Elementary students memorize the books of the Old Testament, twelve sons of Jacob, and the Ten Commandments while learning basic Old Testament geography.

Middle School students will learn basic Old Testament geography and become proficient in using Bible study tools: Bible Dictionary, Topical Bible, and Concordance.

Master Teacher book contains stick figure drawings, lesson notes, lesson pages, memory verses, review questions and answers for all levels. Master Teacher can only be used with the following student books: Early Elementary, Elementary, and Middle School.



Students also learn the Gospel and how to effectively share the Gospel using stick figures. At the end of this study, students will be able to draw the New Testament timeline on their own, and recite over 38 memory verses and key facts from the Bible.



Old Testament Overview *Study*


Supplemental Materials

Wall Timeline

Introducing the Grapevine Old Testament Stick Figure Timeline! This concise yet powerful visual tool brings to life the major characters and events of the Bible using simple stick figures, words, symbols, and vibrant colors. Show your students how the stories they know interconnect with other people and events of the Bible. Perfect for any classroom!

This Wall Timeline Includes:

- Stick figures for each of the major characters and events
- Teacher notes explain each character and event
- Student pages to draw the timeline
- The first of 3 symbols explaining the Gospel



11 Glossy Card Stock pages
8.5 inches x 11 inches

**BUY
NOW**

Flash Cards

Old Testament Timeline Flash Cards

Timeline Flash Cards are your handy tool for introducing or reviewing the timeline with your students. The front side features stick figure images from the timeline, while the back provides space for writing verses and other facts. With these flash cards, you'll have a simple way to review the Bible timeline.

Great for:

- Reviewing the order of events on the timeline
- Memory Verses
- Facts about the characters and events on the timeline



45 Cards measure
5.5 x 4.25 inches

Printed on Card Stock



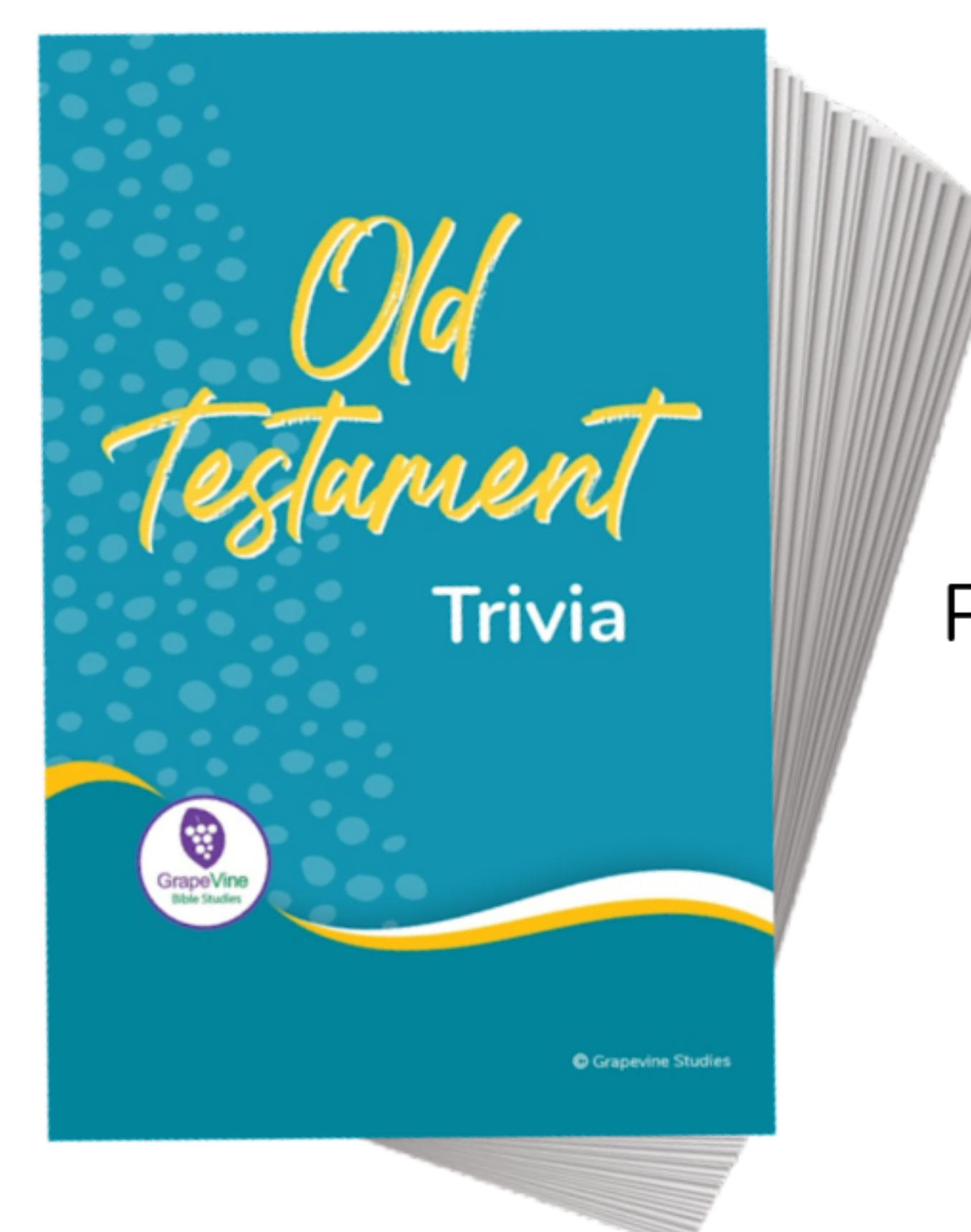
**BUY
NOW**

Old Testament Trivia Flash Cards

Looking for a creative way to cover the Old Testament facts? Using factual questions, verses and stick figures you will walk your students through the Old Testament fact by fact.

Each question is accompanied by its corresponding Bible reference, enabling kids to locate the answers themselves and establish a connection between the facts and their biblical sources.

With this flexible teaching tool, you have the freedom to adapt the number of questions and answers according to your available time and pace. Say goodbye to dull memorization, as learning the Bible's facts becomes an exciting and dynamic experience!



**216 Questions
& Answers**

Printed on Card Stock

**BUY
NOW**



New Testament Overview *Study*

Supplemental Materials


Wall Timeline ● ● ● ● ●

If the Bible were a puzzle, many of us lack the frame. We might have several pieces grouped together, but we don't see how they fit into the big picture. If this is you or your students, the New Testament Timeline study is the tool you need!

The New Testament Timeline helps you teach Bible chronology with stick figures, symbols, and colors, making it easy for students to remember major events and characters. It's an ideal tool for those who lack a biblical framework.

This Wall Timeline Includes:

- Stick figures for each of the major characters and events
- Area to draw the major characters and events
- The 1st two of the three symbols explaining the Gospel



11 Glossy Card Stock pages
8.5 inches x 11 inches

**BUY
NOW**

Flash Cards ● ● ● ● ●

New Testament Timeline Flash Cards

With the New Testament Timeline Flash Cards, you can easily practice the timeline. The stick figure images are on the front side of the cards, while the back side provides space for you to write the title and a line to record memory verses, facts, or other information.

Great for:

- Reviewing the order of events on the timeline
- Memory Verses
- Facts about the characters and events on the timeline



36 Cards measure
5.5 x 4.25 inches

Printed on Card Stock

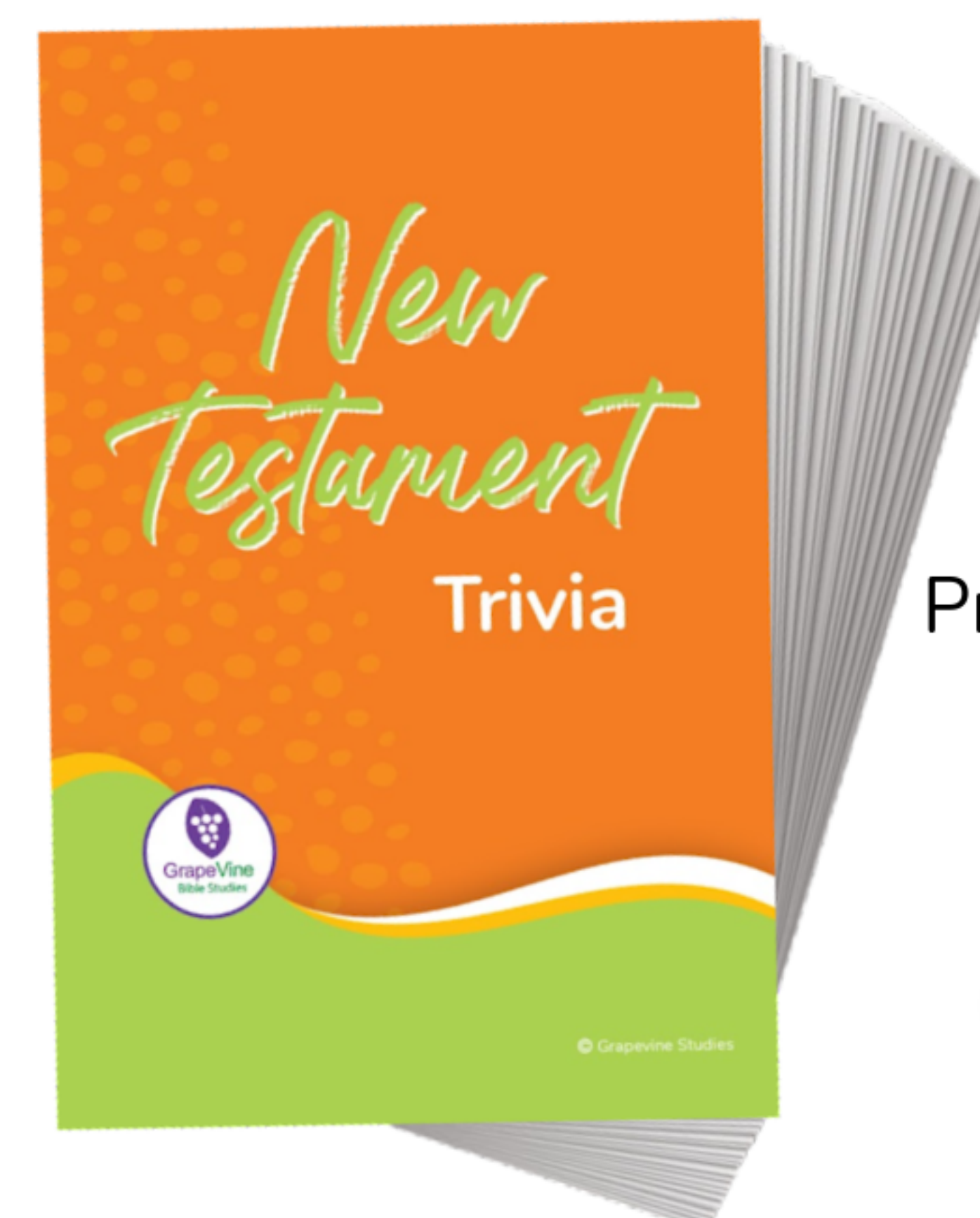


**BUY
NOW**

New Testament Trivia Flash Cards

Make learning about the Bible enjoyable with the New Testament Bible Trivia for children. This trivia offers an engaging way to teach Biblical facts, with related verses for each question. It helps students understand where to look in the Bible for specific information.

The trivia is flexible, allowing you to do as many questions and answers as time permits, making it suitable for various teaching scenarios. It focuses on Biblical facts, while leaving deeper theology and church doctrine for parents and teachers to introduce as they move through the Bible.



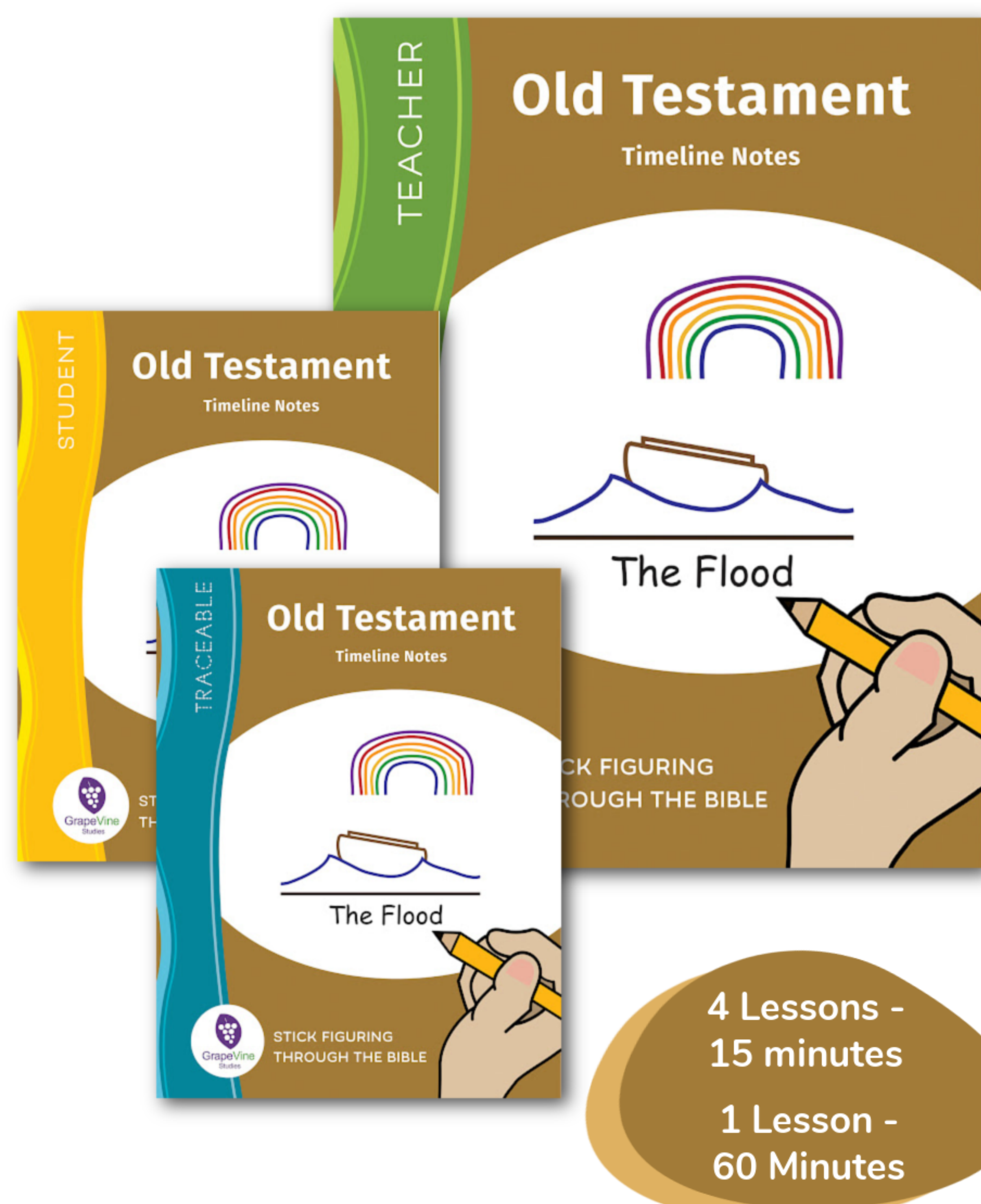
**154 Questions
& Answers**

Printed on Card Stock

**BUY
NOW**



**These notes are compatible with the Wall Timelines and Flash Card Timelines



Old Testament Timeline Notes

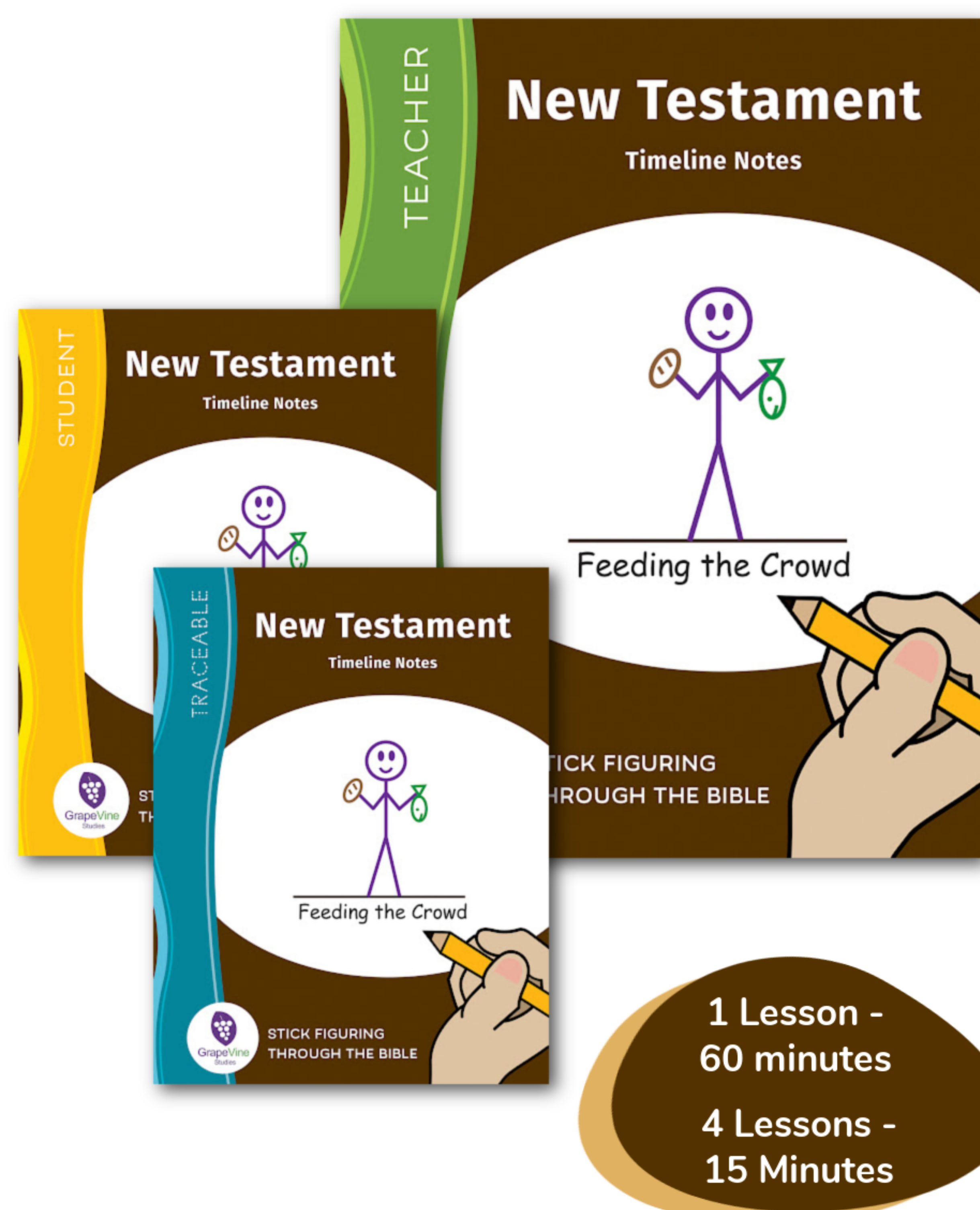
Introducing the Old Testament Timeline Notes, a perfect tool for teachers who want to provide their students with a clear overview of the Old Testament. It's like completing a puzzle—while we may know individual stories, we often lack the frame that connects them all.

If you have students who already know the Bible timeline and you wish to empower them to teach it to others, or if you have students eager to grasp the panoramic view of the Bible, the Old Testament Timeline Notes is the ideal solution.

With simple stick figures, words, symbols, and colors, these notes will help you present the key characters and events of the Old Testament in a memorable way. You will guide your students to see where each Bible story piece fits into the broader context of Biblical history.

Don't wait any longer—get your notes today!

BUY NOW



New Testament Timeline Notes

New Testament Timeline Notes—a helpful solution for keeping the stories and people of the New Testament organized and easily understandable. This task can be challenging for adults, and even more so for children. But fret not, because it doesn't have to be that way!

We believe that every Christian, regardless of age, should grasp the Biblical timeline. The problem lies in finding a fun and memorable way to teach it.

That's where the New Testament Timeline Notes come in. It's an essential tool for every believer, as it provides context to the characters and events found in the Bible. When children understand the timeline of the Bible, they become better equipped to comprehend Biblical passages and apply them to their lives.

Get your Biblical framework in place today!

BUY NOW



Where do I *Start?*

Where should I begin with Grapevine? While our materials are adaptable, there is no requirement to follow a specific order for these Bible studies. Nonetheless, we have provided a few potential options below.

Chronological

For those who prefer a chronological study of the entire Bible, we suggest starting with the Old Testament Overview and then moving to the New Testament Overview. We recommend placing your students at the age-appropriate level.

Seasonal

You can select a study that aligns with a specific season, like exploring the Birth of Jesus during the Christmas season or delving into The Resurrection or Moses and the Exodus as you approach springtime.

Interest

Another possibility is to opt for a study that caters to your specific interests or the interests of your student(s). Additionally, our topical studies serve as an excellent choice for your next Bible study.

FAQ ● ● ● ● ●

For what denomination was Grapevine written?

Grapevine Studies focus on imparting Bible facts while leaving the interpretation of doctrine and application to the teacher. Currently, our curriculum is taught across a diverse range of denominations spanning six continents. If you have any specific questions, please refer to the Statement of Faith for Grapevine Studies or contact our office.

What version of the Bible do I use with Grapevine?

With Grapevine, you have the freedom to select the Bible version that you choose. However, we advise using a translations such as NASB, KJV, NKJV, ESV, among others. Paraphrases like Living, Message, or children's Bibles are not recommended.

Can I teach multiple ages/grades with these studies?

All our [Topical Studies](#) are designed for ages 7 and up, but by using the traceable student version of the study, you can include younger students in your lesson.

The [Overview Studies](#) have two levels. The PreK-K level is not compatible with the upper levels. The Early Elementary, Elementary, and Middle School levels are compatible and have one Master Teacher book. For younger students who want to follow along with older students, we recommend using the Early Elementary Traceable Student.

What is the Daily Schedule and Weekly Schedule?

- **Daily Schedule:** Is designed for homeschools or family devotions. It involves approximately one student page a day and takes about 15-20 minutes to teach per day.
- **Weekly Schedule:** Is designed for Sunday School or weekly Bible Study uses. It involves all the pages of the lesson and takes approximately 45-55 minutes to teach per week.

What supplies do I need to teach Grapevine?

- **Teacher:** *Bible *Teacher Book *White Marker Board and Markers *Bible Dictionary
- **Student:** *Bible *Student or Traceable Book *Three-ring Notebook *Colored Pencils

[Middle School Students Add:](#)

*3 Book Study Set or access to a Bible Dictionary, Topical Bible, and Concordance



Moses Study

Multi-Level

Elementary - High School



Teach the story of Moses and the Exodus in way that will captivate your students! This study will help you to inspire courage and obedience in your class.

In this study, your students will step into the life of Moses, and see how he faced overwhelming challenges when called by God to lead the Israelites out of Egyptian bondage. From his humble beginnings as a Hebrew slave to his remarkable journey as a leader, your students will witness Moses' unwavering trust in God and his determination to be obedient.

Through engaging lessons, your students will learn valuable lessons from Moses' example. They will be encouraged to persevere even when they feel inadequate, just as Moses did. By studying this part of the Bible, they will discover the transformative power of obedience and the incredible rewards that come from following God's call.

Equip your students with the courage and inspiration they need to overcome challenges. Take them on an unforgettable journey through the life of Moses and the Exodus. Order your Bible Study today!

Books & eBooks

Teacher book--100 pages
Student book--70 pages

Supplemental Materials

Wall Timeline:
8.5 by 11 inch

**BUY
NOW**



Ruth Study

Multi-Level
Elementary - High School



No family is perfect. Some of us were raised in godly homes and others, like Ruth, were not. But for each of us, we come to a time in our life in which we must choose to pursue a life of following God or return to a life without God.

Travel to the land of Moab and meet Naomi, Ruth's mother-in-law, as they begin a courageous journey to Bethlehem. Witness Ruth's determination as she toils in the fields, gathering barley and wheat for sustenance. Discover the unexpected encounter with Boaz, the generous owner of the grain fields, and witness the beautiful love story that unfolds between them.

Through the book of Ruth, your students will glean invaluable lessons. They will learn from Naomi's faith, and the true meaning of redemption through Boaz's actions. Students will be inspired by Ruth's courage to embrace a new life devoted to God, even if it means leaving the past behind.

This timeless story holds parallels for believers today. Equip your students with courage and determination found within the book of Ruth. Order your Ruth Bible Study today!

Books & eBooks

Teacher book--56 pages
Student book--38 pages

Supplemental Materials

Trivia Flash Cards
Cards with Questions and Answers
Measure

Wall Timeline:
8.5 by 11 inch

**BUY
NOW**



14 Weekly
Lessons
or
50 Daily
Lessons



You know God has a plan for your life, but sometimes you question this plan when times of testing and suffering come. Are you tempted to doubt God when the road of life gets difficult? If so, you will appreciate the story of Joseph.

From being a favored son to suddenly becoming a slave in Egypt, Joseph's life took a dramatic turn. Yet, throughout his journey, he discovered that God had a plan for him, even in the midst of difficult times. Joseph's story teaches us that God's presence is constant, whether in times of success or failure.

Experience the powerful themes of betrayal, forgiveness, and restoration as you guide your students through Joseph's remarkable example. Inspire them to rise above their circumstances and trust in God's plan, just as Joseph did. Witness the incredible faithfulness of God as He guided Joseph through life's darkest moments.

Introduce your students in the captivating story of Joseph. Equip them with resilience and unwavering trust in God's promises. Order your study today and begin on this journey of faith and hope!

Books & eBooks

Teacher book--114 pages
Student book--82 pages

Supplemental Materials

Wall Timeline:
8.5 by 11 inch

**BUY
NOW**



Has obedience ever cost you? Sometimes we are asked to do things, knowing that doing them is the right thing, but not the easy thing. Esther faced this as well; she had to choose to obey, but that choice of obedience could cost her life!

Step back in time to Ancient Persia, where King Ahasuerus sought a new queen after the banishment of Vashti. Experience the inspiring story of Esther, a young Jewish woman who rose to become queen in Vashti's place.

Marvel at God's divine orchestration as Esther's courage and obedience, supported by her cousin Mordecai, thwarted an evil plot by Haman to annihilate the Jewish people of Persia.

Through Esther's example, we are reminded of the importance of remaining obedient to God and His Word, even in the face of dangerous circumstances. Her faith inspires us all. Furthermore, this incredible story unveils the origins of the biblical holiday of Purim.

Don't delay your study of Queen Esther any longer. Order Esther for your family, church, or school!

Books & eBooks

Teacher book--78 pages
Student book--54 pages

Supplemental Materials

Trivia Flash Cards
Cards with Questions and Answers
Measure

Wall Timeline:
8.5 by 11 inch

**BUY
NOW**



Birth of Jesus

Study

PreK-K

Preschool-Kindergarten Ages 5-7



8 Weekly
Lessons
or
16 Daily
Lessons



Do you find yourself frustrated because you want your children to understand the true meaning behind Christmas? Ready to go beyond the fact that Jesus was born and explore the events before and after His birth? You are not alone!

Saddle up your donkey and take your preschool and kindergarten children on an unforgettable journey back in time to discover the amazing events that surround Jesus' birth. Start in Nazareth, where Mary received the angel Gabriel's message about becoming Jesus' mother. Then, accompany Joseph and Mary on their journey to Bethlehem and witness the miraculous birth of Jesus. Finally, discover what unfolded in the days following His birth.

Teaching is made effortless with our user-friendly approach. Simply open the books, read the stories, and engage in meaningful discussions. Through these conversations, you will effectively communicate the significance of each event leading up to Jesus' arrival.

This year, make the holiday season even more meaningful with this Bible study for your family, church or school!

Books & eBooks

Teacher book--30 pages
Student book--26 pages

Supplemental Materials

Wall Timeline:
8.5 by 11 inch

**BUY
NOW**

TOPICAL



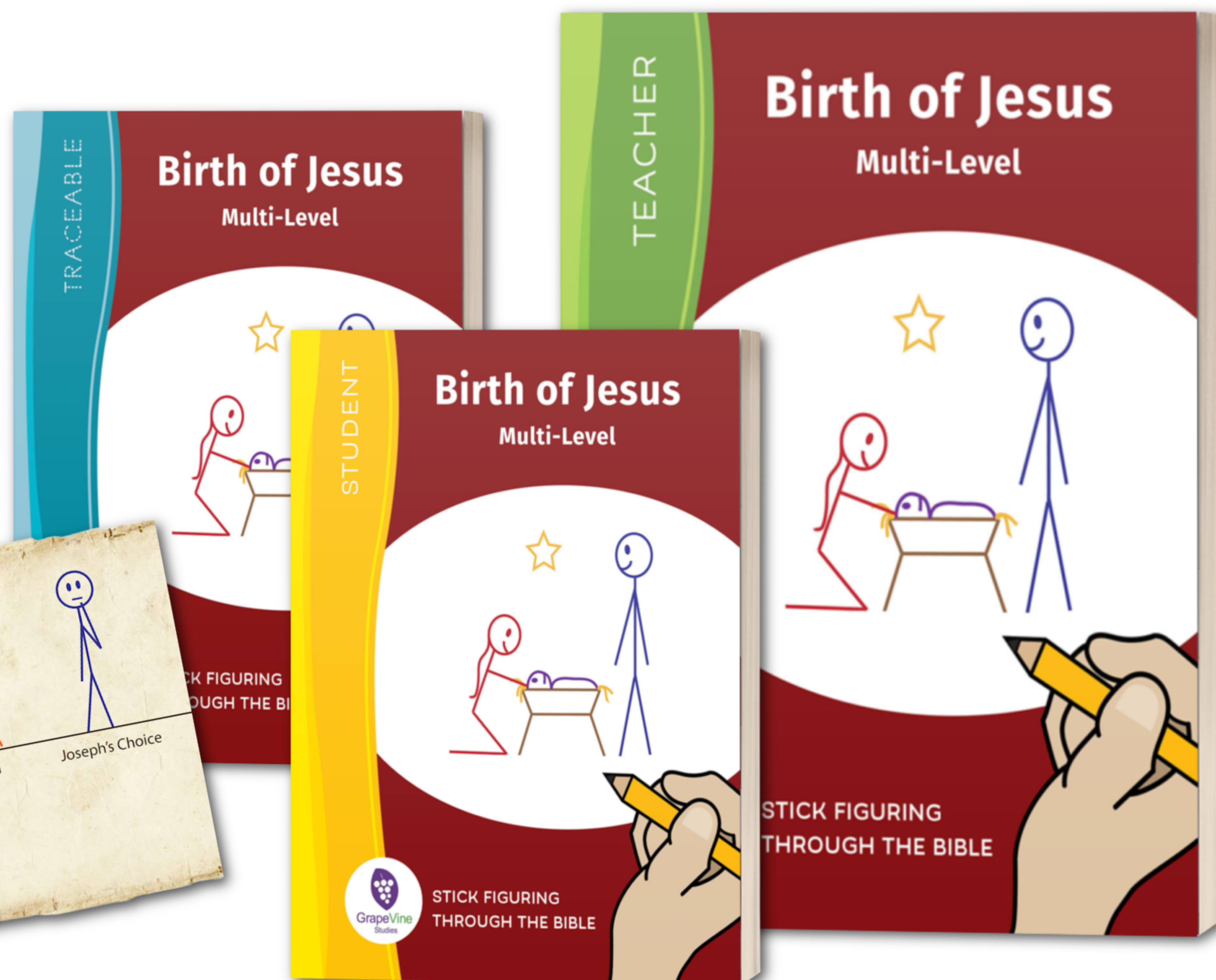
Birth of Jesus

Study

Multi-Level

Elementary - High School

6 Weekly
Lessons
or
20 Daily
Lessons



Elevate your children's understanding of Jesus' birth story with our exceptional Bible Study Kit! While they may already know the basics, you yearn to take them a step further. That's where we come in!

This one-of-a-kind study begins by creating a timeline of the characters and events that surround the birth of Jesus. Each lesson hones in on a different aspect of the story, unveiling the connections between them. Get ready to dive into Scripture, engage in thoughtful discussions, and illustrate each passage with simple stick figures. Every lesson concludes with a review and a memory verse tied to the topic.

Our journey begins in Nazareth, exploring the responses of Mary and Joseph upon receiving the news of becoming parents to Jesus, the long-awaited Messiah! As we progress, your students will map the travels of Joseph and Mary from Nazareth to Bethlehem, Jerusalem, Egypt, and back to Nazareth. Along the way, they will meet the key individuals who played pivotal roles in the arrival of Jesus.

Don't let this opportunity slip away. Bring this familiar story to life this year by weaving the people and events together to create a stronger foundation of faith. Order your study today!

Books & eBooks

Teacher book--64 pages
Student book--48 pages

Supplemental Materials

Wall Timeline:
8.5 by 11 inch

**BUY
NOW**



Resurrection Study

PreK-K

Preschool-Kindergarten Ages 5-7



Do you struggle to explain the death and resurrection of Jesus to your children in a way that they can easily understand? Are you looking for more than just the basic facts? Don't worry, you're not alone. We understand that there are many important events surrounding Jesus' death, burial, and resurrection that you want your children to learn about.

Join us on a journey back to Jerusalem as we explore the last day of Jesus' earthly life. Through Bible reading and stick figure drawings, your students will connect together the unfolding of the events that took place on that fateful night. Each lesson will take them step by step through the factual account of Jesus' death, burial, and resurrection. But we won't stop there – we'll also delve into the stories of those who encountered Jesus after His resurrection.

With this Resurrection Bible study, you will equip your students with the knowledge they need to remember and understand the final events of Jesus' time on Earth. Don't miss out on this opportunity to bring the story of Jesus' resurrection to life for your children!

Books & eBooks

Teacher book--30 pages
Student book--26 pages

Supplemental Materials

Wall Timeline:
8.5 by 11 inch

**BUY
NOW**



Resurrection Study

Multi-Level

Elementary - High School



TOPICAL

Listen in on the conversation between Jesus and His disciples as they shared their Last Supper together. Walk alongside Jesus as He endures trials, beatings, crucifixion, and ultimately, His death on the cross. Witness the disciples' joy when they discover that Jesus has risen from the dead! And don't miss out on the last words of wisdom Jesus shared before ascending to heaven.

This Resurrection study equips you with the tools to effectively communicate God's Word in a simple and creative manner that will stay with your students for years to come.

Through this study, your students will gain more than just knowledge of Jesus' resurrection; they see and understanding of the events surrounding it. Teaching these lessons will be a breeze, and you'll delight in witnessing the enthusiastic response as you delve into each passage. It's the ideal study to prepare for Easter – an opportunity you won't want to miss!

Books & eBooks

Teacher book--86 pages
Student book--56 pages

Supplemental Materials

Wall Timeline:
8.5 by 11 inch

BUY
NOW



Biblical Feast & Holy Days Study

Multi-Level

Elementary - High School



TOPICAL

Do you find the biblical feasts and holy days puzzling? Are you unsure about when these holy days are celebrated, how they were observed, and if they continued into the New Testament?

Join us in this study where we provide clear answers to your questions about the basics of the biblical feasts. We begin by organizing the holy days on a timeline, making it easy to understand when each holiday occurs throughout the year. Then, we look into each individual holy day, uncovering the original instructions given and exploring how they were originally to be observed. Additionally, we examine relevant references in the New Testament that are connected to these feasts.

You will also discover the holidays that Jesus Himself celebrated. Say goodbye to confusion surrounding the biblical Jewish feasts and holy days – embark on your study today! Take the first step towards understanding and embracing these significant celebrations.

Books & eBooks

Teacher book--84 pages
Student book--60 pages

Supplemental Materials

Wall Timeline:
8.5 by 11 inch

BUY
NOW



Feast of Lights Study

Multi-Level
Elementary - High School



7 Weekly
Lessons
or
25 Daily
Lessons



TOPICAL

In every generation, we face unique challenges, but some challenges are timeless. One challenge we all encounter is the pressure to conform to popular culture. Where can we find inspiration from those who remained steadfast and faithfully followed the Lord?

Travel back in time to the period between the Old Testament and the New Testament. These 400 Silent Years may seem quiet, but God was actively at work among His people. Our study focuses on the brave men and women of Judea around 160 BC. Their remarkable stories are celebrated yearly at the Feast of Lights, a holiday we still observe today.

Assimilation to the culture around us will always be a temptation. However, this story will empower your students to be faithful and courageous in their own time and place. There's no better moment to begin studying the Feast of Lights than now! Take action and embark on this inspiring journey today!

Books & eBooks

Teacher book--68 pages
Student book--48 pages

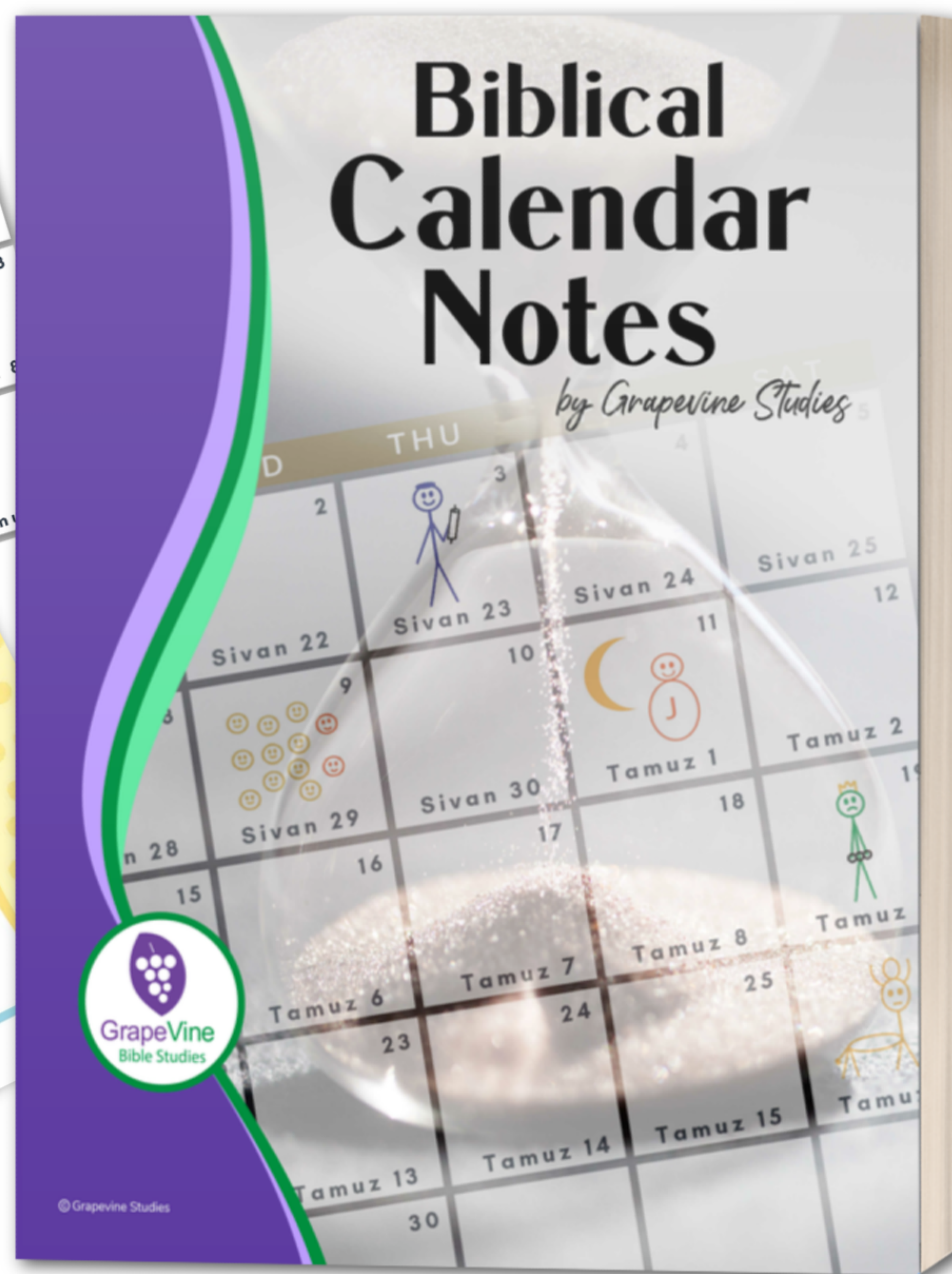
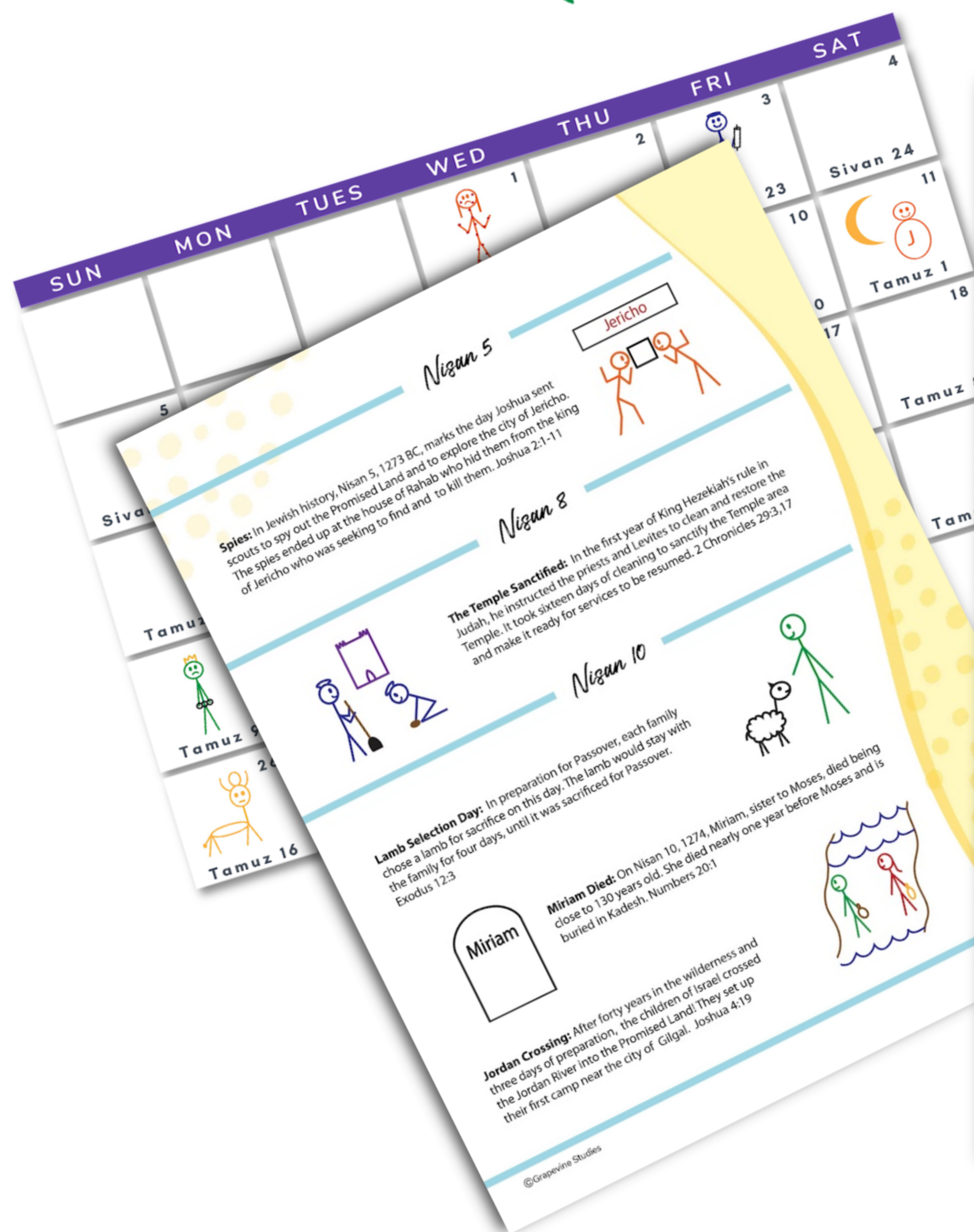
Supplemental Materials

Wall Timeline:
8.5 by 11 inch

**BUY
NOW**



Biblical Calendar *Notes*



Have you ever wondered how the months mentioned in the Bible align with our modern calendar? Are you curious about the timing of festivals like Passover when Jesus attended? Do you want to explore other biblical festivals? If these questions have crossed your mind, then these biblical calendar notes are specifically designed for YOU!

By drawing inspiration from biblical references, Christian traditions, and Jewish history, we have brought the events to life by providing you with detailed references for each event featured, including insights into Christian holidays.

The Calendar Notes act as a companion to the Hebrew/Jewish calendar.

Prepare yourself for a whole new dimension of Bible study as you gain a deeper understanding of biblical timeframes and the occurrence of significant events throughout the year. Discover the precise timing of biblical feasts Christian holidays, and other remarkable occurrences in the Bible for this year and each corresponding month!

Don't let this opportunity slip away to understand the biblical calendar in deepen your knowledge of God's timeline. Get your hands on these biblical calendar notes and start your journey today!

**BUY
NOW**





Looking for a quick lesson for your students? Not sure if stick figuring through the Bible will be effective in your class? Look no further! These lessons are designed perfectly for a single class or as a trial before making a purchase!

Our lessons are ideal for those moments when you need a ready-to-teach lesson at your fingertips. Each lesson includes dedicated pages for both the teacher and the students, making it suitable for one teacher and one classroom or family.

Don't miss out on these convenient lessons. Take action now and bring engaging education to your students!

Choose from:

- The Gospel in Stick Figures
- Sharing the Gospel
- The Ten Commandments
- Announcment to Mary
- The Last Supper
- The Twelve Disciples
- Day of Atonement
- Days of Creation
- Queen Vashti
- The Early Years of Joseph
- The Prophets

**BUY
NOW**



Things You Need in a Bible Study

Are you a parent or Bible teacher looking to incorporate Bible study into your daily routine? Simply reading the Bible to your students may not be enough to keep their attention. Finding the right curriculum that meets all your kid's needs can be a challenge.

As a fellow parent with four kids, I understand the overwhelming task of choosing the right curriculum. How do you narrow down your options and find the one that's perfect for your family? Since every Christian family has different needs, it's important to find a curriculum that suits yours. Consider the following seven tips.

●●●●● 7 Tips to choose your next Bible study!

- 1. Easy to Prepare:** Look for a curriculum that saves you time in lesson preparation. Consider the time required for studying, planning, and gathering supplies.
- 2. Teacher Friendly:** As teachers, we set the tone for Bible study in our classroom.. It's crucial to find engaging material that matches our teaching style. This will make teaching our children more effective and enjoyable.
- 3. Age Appropriate:** Effective discipleship requires an age-appropriate curriculum, which can be challenging with children of different ages. Choose a curriculum that meets the needs of your oldest child while allowing younger siblings to learn alongside them.
- 4. Applicable:** Select a Bible study curriculum that relates to your children's interests. Let them ask questions and choose engaging topics that connect to what they have learned before. Involving older children in the decision-making process empowers them to become disciples in selecting a study.
- 5. Measurable:** Choose a curriculum that offers measurable results to ensure effective teaching. Write down your goals for each study or class and evaluate them at the end. This will help you make any necessary adjustments based on what you've discovered.
- 6. Memorable:** Opt for a curriculum that includes built-in periodic reviews. Allocate time for reviewing each lesson, asking and answering questions to ensure understanding and reinforce key concepts.
- 7. Retainable:** Retention is essential as it leads to application. Test your children's retention by having them retell the Bible story during family dinner. This exercise helps them remember what they've learned in class.

Don't let choosing a Bible curriculum be a hassle any longer!
Check out Grapevine for all your Bible study needs today!

[Click here](#) to read more blog articles!

Try a
**SAMPLE
LESSON**
today!



NEW! Resource Page

We are pleased to provide Grapevine teachers with a Resource Page that will give them a variety of supplemental tools for making strong disciples.



Bookmark this Page!

<https://www.grapevinestudies.com/gs-free-resources/>

Need *Help?*

Do you have questions,
need a recommendation,
or need customer support?

We are here to help!

Chat with Us:

www.GrapevineStudies.com

Call Us:

307-529-2019

Office Hours:

Monday-Thursday 9am to 5pm MT

Friday 9am to 12 pm MT

Email Us:

orders@GrapevineStudies.com



My Wish List

Child:

Study:

Child:

Study:

Child:

Study:

Child:

Study:

