

Sample

PALM TREE Series

BIBLE
Study
Journal

PreK to Early Elementary

OLD TESTAMENT



© Grapevine Studies

Journaling through the *Bible!*



PreK- Early Elementary *Journal* Instructions

Dear Student,

Welcome to your Old Testament Bible Study Journal! We are excited to take you through the Old Testament.

Here are a few supplies you will need to get started.

- The Bible of your choice
- Pencil and colored pencil
- Optional: Class Notebook used for extra notes, drawing, or charting space. This can be a notebook of your choice.

Each lesson will include the same activities, but not always in the same order. Lessons are grouped in sets of five, with a Notes page at the end of each set. You can do the lessons at your own pace, or according to your teacher's schedule.

Today I am thankful for...

In this section you will write or draw something for which you are thankful. Being thankful will make our days brighter, help our attitudes, and encourage others be thankful too. Try to find something new and different to be thankful for each day.

Today I am praying for...

Prayer is simply talking to God. In this section, you will write or draw something or someone you are praying for today. When we pray, God hears and answers our prayers. As you see God answer your prayers, be sure to tell others or write it down in the Notes page or in your Class Notebook.

Reading

First, read (or have someone read for you) the Bible verses and think about the passage. After that is done, then read (or have someone read for you) the notes for this lesson..

Draw

After you have read the verses and notes, draw something that represents what you learned from this lesson. If you need more space for your drawings, use the Notes page or your Class Notebook.

Questions

How well were you paying attention? The questions will help you know. The answers can be given verbally, written, or drawn in the Notes page or your Class Notebook.

Memory Verse

Each day of your lesson, practice your memory verse for that set of lessons. You can use any version of the Bible version of your choice.


Are you ready to get started? We pray that as you read and study the characters and events of the Old Testament that you will learn to love God more and draw closer to Him.

Happy Journaling through the Bible,


Dianna & RaShell

Lesson #1

Today I'm *thankful* for:



Today I'm *praying* for:



Reading: Genesis 1:1-5

God gave us the Bible to show us how to love Him and love others. He began the Bible with the story of Creation. On the first day, God created the heavens and the earth. Then He separated light from darkness, naming the light "day" and the darkness "night."

Draw

God over light and darkness



Review and Recite:

Genesis 1:1

Review Questions

- When did God create?
- What did God create on the first day of creation week?

Today I'm *thankful* for:

Today I'm *praying* for:

Reading: GENESIS 1:6-13

On the second day God separated the waters above from those below. The next day, God gathered the waters below together, calling them "seas." He let the dry land appear, calling it "earth."

Draw

Clouds and the waves next to dry land and plants.

Review Questions

- What did God do on the second day of the creation week?
- What did God do on the third day of the creation week?

Review and Recite:

GENESIS 1:1

Lesson #3

Today I'm *thankful* for:

Today I'm *praying* for:

Reading: Genesis 1:14-23

On the fourth day, God created the sun as the ruler of the day and the moon and stars as the rulers of the night. On day five, God created the fish, sea creatures, and all kinds of birds. Then God commanded them to be fruitful and multiply.

Draw

The sun, moon and stars.

Review and Recite:

Genesis 1:1

Review Questions

- What did God do on the fourth day of the creation week?
- What did God create on the fifth day of creation week?

Today I'm *thankful* for:

Today I'm *praying* for:

Reading: GENESIS 1:24-27

God created all the land animals on the sixth day. Adam and Eve were the last and greatest of God's creation. Man was created in God's image and was given power over the rest of creation.

Draw

Adam, Eve, and a land animal.

Review Questions

- What did God do on the sixth day of the creation week?
- Whose image was man made after?

Review and Recite:

GENESIS 1:1

Lesson #5

Today I'm *thankful* for:

Today I'm *praying* for:

Reading: Genesis 1:31 and 2:1-3

God saw all that He had created and He said it was "very good." On the seventh day God rested from His work, set that day apart, and set up the pattern for our week. Work for six days and rest on the seventh day.

Draw

Something you do to rest.

Review and Recite:

Genesis 1:1

Review Questions

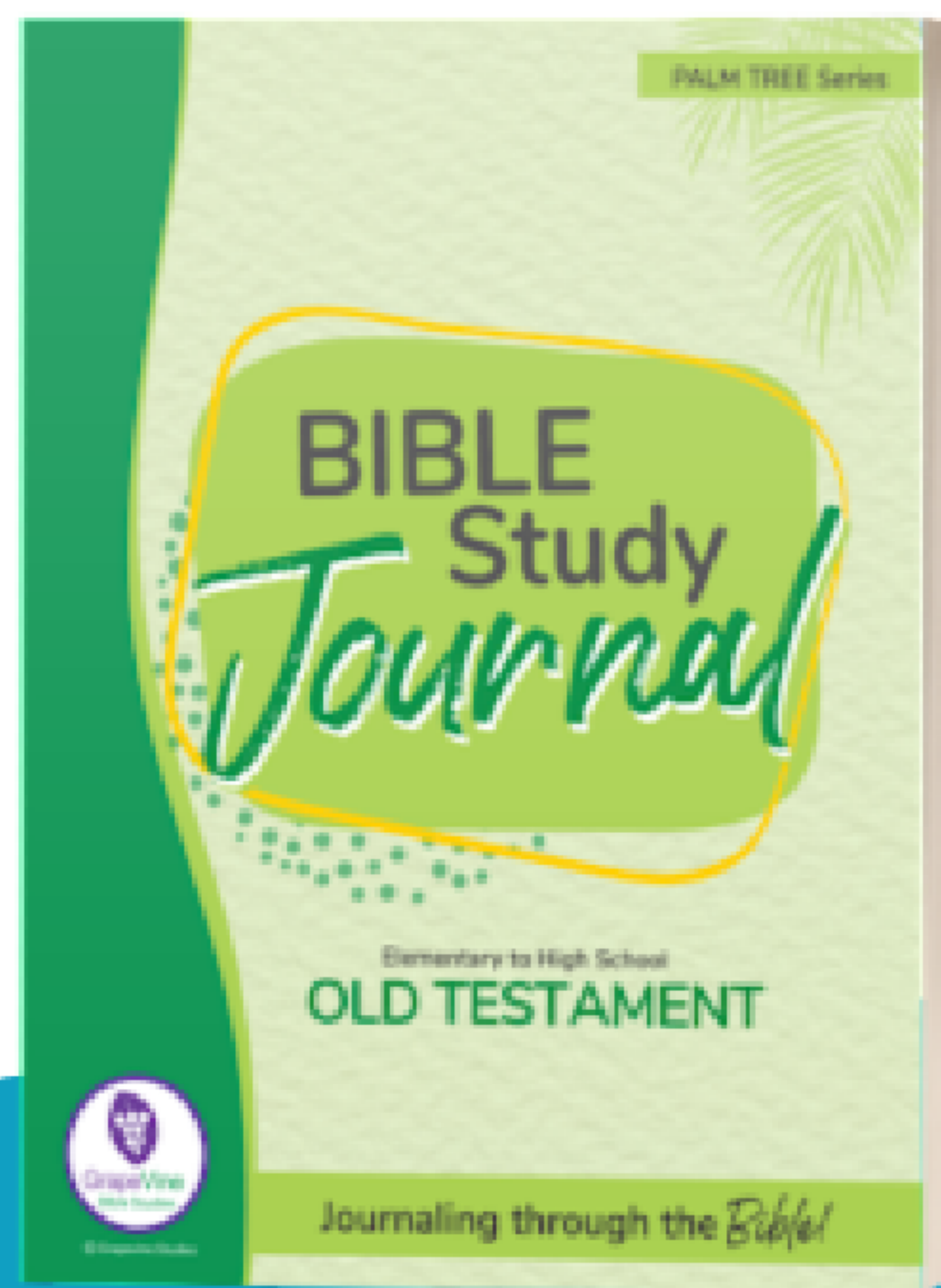
- Day 6, How did God describe Day 6 differently from the other days
- What did God do on the seventh day of the creation week?

Notes



Don't Wait! Start *Today!*

Student



Family



Teacher Class



www.GrapevineStudies.com/shop